

Schäffer

2020 - 4670

Low style loaders:
2028 SLT - 3650 SLT

COMPACT LOADERS

Big on performance, compact in size



SCHÄFFER

For over 60 years, we have been developing loaders to meet individual requirements. Customer satisfaction has made us what we are today: one of the most capable and successful suppliers of farm loaders, wheel loaders and telescopic wheel loaders ever. Every day our employees create new, customised solutions.

Every Schäffer loader is the result of years of experience and innovative thinking. Our products set the standard in terms of the highest possible reliability and durability. You can rely on Schäffer for lower costs throughout the whole operating life, and for performance, safety and driving comfort for many years to come.

THE SCHÄFFER COMPACT CLASS: SMALL BUT MIGHTY

The compact class is one of the most successful series ever built by Schäffer. Specially developed for use in confined spaces, but with no compromise on reliability and ergonomics. In line with all other Schäffer models, you can expect excellent safety and low operating costs from

our compact class machines. They have proved successful for use in indoor operations, on small and medium-sized farms as well as on horse ranches. A wide range of equipment and attachments make the machines extremely versatile.

The compact class:



2020 15 kW (20 HP)



2024 18.5 kW (25 HP)



2028 18.5 kW (25 HP)



2628 18.5 kW (25 HP)



2630 18.5 kW (25 HP)



3650 28 kW (38 HP)
37 kW (50 HP)



4670 37.4 kW (51 HP)
48.6 kW (66 HP)




2028 SLT 18.5 kW (25 HP)



2630 SLT 18.5 kW (25 HP)



3650 SLT 28 kW (38 HP), 37 kW (50 HP)



Schäffer loaders in action:
www.schaeffer.de/en/videos





Schäffer headstock SWH

With the Schäffer headstock SWH, coupling of any attachment is a breeze. Hydraulic lock is standard. Genuine Schäffer attachments are also equipped with the double hook frame so that roll back and dump angle are easy to adjust. This pays dividends with materials such as grain, where a larger roll back angle is preferable, as well as other materials such as soil. Simple, flexible, ingenious engineering from Schäffer.



Hydraulic drive, foot pedal control

With the hydraulic four-wheel-drive foot pedal controls, the 2020 and 2024 loaders can be operated very easily. The diesel engine revs are adjusted through the accelerator. The direction of travel and speed are controlled with a pedal on the left side of the machine. This outstanding ease of operation makes the machine very manoeuvrable, and is a huge advantage in areas with a lot of changes of speed and direction.

SCHÄFFER 2020 AND 2024: SIMPLE, EFFICIENT AND GOOD VALUE FOR MONEY

When it comes to small spaces, these loaders excel. With an overall width of just 79.5 cm, the Schäffer 2020 will fit through almost any door. At 90.5 cm wide, its big brother, the Schäffer 2024, is only marginally wider.

These compact dimensions mean that manual work can be mechanised in buildings that were previously inaccessible, making work faster, easier and more productive.

Both machines look similar – the differences are found in the transmission systems. Thanks to their simple technology, the 2020 and 2024 models offer the most affordable entry into the Schäffer world, yet you can be confident of the same high quality as all Schäffer loaders. They retain their value over years with high residual values on the second-hand market.

THE SCHÄFFER 2028: COMPACT PERFORMANCE MACHINE WITH AUTOMOTIVE CONTROL

The Schäffer 2028 is up there with the best of its class when it comes to traction force and agility.

The Kubota diesel engine, hydrostatic drive and the original Schäffer axles give high traction force, while automotive controls automatically adjust the speed of the engine. The

traction force has increased from previous models due to the use of the latest drive components. It's simply not possible to stall the engine - it always works within the optimal range of speeds. The Schäffer 2028: it moves more than you would expect!



SCHÄFFER 2628: PURE DRIVING PLEASURE

The Schäffer 2628 is one of the most agile and manoeuvrable in its class, and is packed with smart features for efficient and economic use with no compromise on performance.

Firstly, there's a new drive concept – the high-pressure axial piston pump. It is able to convert the output from the powerful 18.5 kW/ 25 HP Kubota motor into agility which is unrivalled in its class. You'll notice this is the extremely lively operation and rapid acceleration to 20 km/h.

The 2628 also has a very small turning radius, due to the use of two axle motors in place of a cardan shaft. Thanks to the high-pressure drive, a high level of thrust can be achieved even without a cardan shaft. This is supported by 5-hole axles, which further increase the efficiency due to their adapted transmission ratio and thereby reduce the fuel consumption.

The high working pressure means the drive needs less oil and the working hydraulic system can be reduced. All of which leads to an increase in efficiency, better fuel economy and a decrease in operating costs. The downstream axial piston motors are designed for a maximum speed of 3,700 rotations per minute, but are operated at just 800 rotations per minute. This comparatively low demand guarantees a long service life.



The motor room opens forwards. This makes all service points easily accessible from both sides of the machine.



The ergonomics of this loader are exceptional. The driver has a lot of room despite the very compact dimensions of this machine, and can work comfortably thanks to the optimised position of the joystick and steering wheel.

SCHÄFFER 2628



SCHÄFFER 2630



SCHÄFFER 2630: EFFICIENCY, AGILITY AND DRIVING COMFORT AS STANDARD

The new 2630 is a powerful 18.5 kW / 25 HP loader. It combines a high-pressure drive concept with an electronically-controlled autodrives. The 3-cylinder motor from Kubota has a 1.7 l cylinder capacity and direct injection. This combination makes the engine particularly high-torque and allows the engine speed to be reduced by 27% compared with the predecessor model. This enables significantly quieter operation and also reduces fuel consumption by 10%. Like the 2628 the 2630 operates with a high working pressure of 510 bar, the quantity of oil required for the drive and working hydraulic system is reduced, leading to improved efficiency and fuel savings. The loader reaches a top speed of 20 km/h. For this, a cardan shaft ensures power transmission to the front axle, guaranteeing high levels of thrust. New 6-hole axles further increase the efficiency and reduce fuel consumption due to their adapted transmission ratio.

Additional driving comfort and performance is provided by High Traction Force (HTF) and Schäffer Power Transmission (SPT). HTF is an automatic thrust control system that allows the loader to deliver the highest thrust, even in high gear. This means manual downshifting is not necessary when driving uphill or into a pile.



The 2630 is the first machine in its class to use SPT – the electronically controlled drive from Schäffer, which has proved successful in the machines of the larger Schäffer series. Here the drive is adapted to the torque of the diesel engine. SPT gives a significant increase in machine efficiency, improved agility and offers the driver a number of new possibilities, including cruise control to keep the machine at a constant driving speed regardless of engine speed, which is particularly advantageous when working with feed dosing devices, straw distributors, mulchers or brooms. Also hill starts will become a lot easier as the start-up assistant helps prevent the vehicle moving backwards. SPT is standard on the 2630, 2630 SLT, 3650, 3650 SLT and 4670.

HTF: MAXIMUM THRUST, EVEN WHEN IN HIGH GEAR



HTF, or 'High Traction Force', automatically regulates the thrust so the loader can supply the highest possible thrust even in a high gear. HTF uses a new axial piston-bent axis motor that regulates speed automatically depending on the traction. This is particularly useful in an uphill position as the driver does not have to switch to first gear.

HTF comes into its own when digging into aggregate material - if more thrust is required, the hydraulic motor adapts automatically, without the driver having to interfere manually. This means most of the work can be done in fast gear, increasing driving comfort and speeding up work. HTF is standard on the 2630, 2630 SLT, 3650, 3650 SLT and 4670.

Benefits:

- Very high thrust forces
- No need to manually shift down a gear when going uphill
- Even at high speed the maximum thrust is always available, e.g. when driving in muck heaps
- Enhanced driving comfort, faster working



SCHÄFFER 4670



Schaffer axles for greater safety and stability

Original Schaffer axles are adjusted to each particular loader – that's the secret of their outstanding pushing power, as proved by independent tests. The force of the hydrostatic drive system is converted into high pushing forces. For this series, the permitted load bearing capacity is 7 t per axle – you'll be pushed to find better. The new HTF drive automatically delivers the highest thrust in high gear.



Schaffer 'Easy-Brake': the brake you can rely on

All Schaffer loaders with cardan shaft also have our 'Easy-Brake' system with multiple discs. They are in an oil bath which is completely sealed against moisture and dirt, which means outstanding performance with virtually no wear and maintenance.

PURE ERGONOMICS



ERGONOMICS AT ITS BEST

Driver comfort was our top priority when designing the cabin of the 4670. A range of features contribute to a very comfortable work environment, so the driver can feel fresh, even after long working days. All operating and control instruments are clearly laid out and user-friendly, and easily accessed from the comfortable seat

with impressive legroom. The generous use of glass delivers perfect visibility for working and manoeuvring. The third control circuit is integrated in the joystick, with no need to change the handle to operate the additional control circuit.



Perfect view upwards with roller blind

STANDARD ON 4670 WITH CAB:



2x Dual Power working lamp front, 1x Single Power rear



Switch bar, electric plug





Multifunctional joystick





Bottle holder, battery switch

TECHNICAL DATA

	2020	2024	2028	2628
Engine	3 Cyl. Kubota, 15 kW (20 HP)	3 Cyl. Kubota, 18.5 kW (25 HP)	3 Cyl. Kubota, 18.5 kW (25 HP)	3 Cyl. Kubota, 18.5 kW (25 HP)
Exhaust gas treatment	-	-	-	-
Traction hydraulics	Hydraulic		Hydrostatic-automotive	
Tyres	7.00 - 12 AS	7.00 - 12 AS Option I 27 x 8.50 - 15 SKD Option II 27 x 10.5 - 15 SKD Option III 26x 12.00- 12	7.00 - 12 AS Option I 27 x 8.50 - 15 SKD Option II 27 x 10.5 - 15 SKD Option III 26x 12.00- 12	10.0/75-15.3 AS Option I 26x12.00-12 Option II 27/10.50-15
Service braking system	Mechanical drum brake		Hydrostatic mechanical drum brake	
Parking brake	Mechanical drum brake			
Working hydraulics Output/pressure	Delivery rate: 31 l/min Operating pressure: 180 bar	Delivery rate: 33 l/min Operating pressure: 200 bar	Delivery rate: from 33 l/min Operating pressure: 200 bar	Delivery rate: from 33 l/min Operating pressure: 200 bar
Steering	Fully hydraulic articulated-swivel steering			
Operating weight	1,400 kg	1,700 kg	1,760 kg	1,850 kg
Lifting capacity	1,200 kg	1,400 kg	1,500 kg	1,600 kg
Tipping load. straight ^{*1} pallet fork bucket	605 - 749 kg 728 - 871 kg	622 - 786 kg 829 - 973 kg	675 - 841 kg 832 - 976 kg	789 - 941 kg 1,041 - 1,191 kg
Tipping load. articulated ^{*1} pallet fork bucket	265 kg 350 kg	320 kg 410 kg	375 kg 505 kg	465 kg 580 kg
Payload Pallet fork, even ground ^{*2} Pallet fork, uneven ground ^{*2} Bucket ^{*3}	212 kg 159 kg 175 kg	256 kg 192 kg 205 kg	300 kg 225 kg 252.5 kg	372 kg 279 kg 290 kg
Axles	Original Schäffer axles, 4 wheel nut rim	Original Schäffer axles, 5 wheel nut rim	Original Schäffer axles, 5 wheel nut rim	Original Schäffer axles, 5 wheel nut rim
Speed	0 - 12 km/h	0 - 12 km/h	0 - 15 km/h	0 - 20 km/h
Electric system	Operating voltage: 12 V			
Fill quantities	Fuel: 18 l Hydraulic oil: 26 l	Fuel: 23 l Hydraulic oil: 30 l	Fuel: 23 l Hydraulic oil: 30 l	Fuel: 23 l Hydraulic oil: 30 l
Sound pressure level LpA	84 dB(A)	84 dB(A)	83 dB(A)	84 dB(A)
Sound power level guaranteed LwA equivalent LwA	101 db(A) 98 db(A)	101 db(A) 98 db(A)	101 db(A) 98 db(A)	101 db(A) 98 db(A)
Hand/arm vibration ^{*4}	< 2.5 m/s ²			
Total body vibration ^{*4}	< 0.5 m/s ²			
	-	-	-	-
	-	-	-	-

^{*1} acc. to ISO 8313 ^{*2} acc. to EN 474-3 ^{*3} acc. to ISO 14397-1 ^{*4} acc. to ISO 8041 X = as standard
Tyre dimensions and additional equipment can change the operating weight, tipping load and payload.

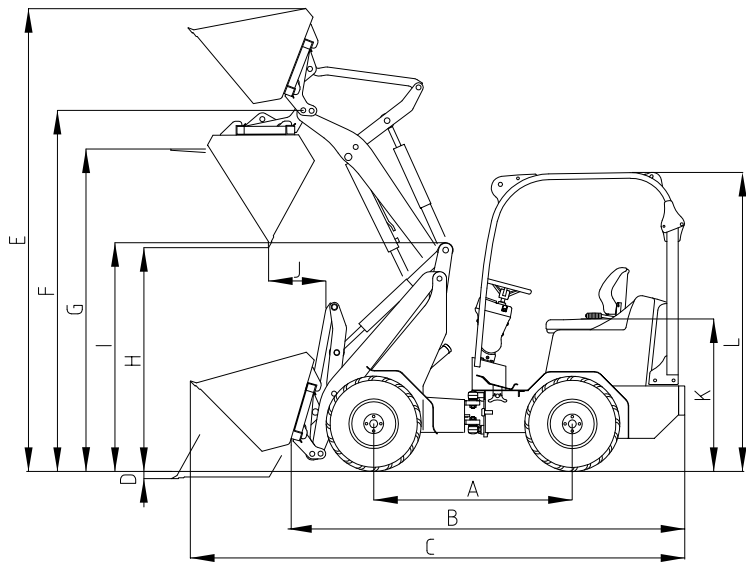
	2630	3650	4670
Engine	3 Cyl. Kubota, 18.5 kW (25 HP)	3 Cyl. Kubota, 28 kW (38 HP) / 37 kW (50 HP)	4 Cyl. Kubota, 37.4 kW (51 HP) / 48.6 kW (66 HP)
Exhaust gas treatment	-	DOC, DPF, Stage V	
Traction hydraulics	Hydrostatic-automotive, HTF		
Tyres	10.0/75 - 15.3 AS Option I 27 x 10.5 - 15 Option II 31x 15.5 - 15	10.0/75 - 15.3 AS / MPT / SKD Option I 31x15.5-15 Option II 15.0/55-17	11.5/80 - 15.3 AS Option I 15.0/55 - 17 Option II 425/55 R17
Service braking system	Combined brake hydrostatic and multi-disc brake		
Parking brake	Multi-disc brake running in oil bath		
Working hydraulics Output/pressure	Delivery rate: from 38 l/min Operating pressure: 200 bar	Delivery rate: from 46 l/min Operating pressure: 200 bar	Delivery rate: from 52 l/min Operating pressure: 200 bar
Steering	Fully hydraulic articulated-swivel steering		
Operating weight	2,100 kg / 2,300 kg with cabin	2,700 kg / 2,850 kg with cabin	3,100 kg / 3,300 kg with cabin
Lifting capacity	1,650 kg	2,000 kg	2,300 kg
Tipping load, straight*1 pallet fork bucket	895 - 1,124 kg 1,110 - 1,381 kg	1,267 - 1,580 kg 1,523 - 1,845 kg	1,783 - 1,913 kg 2,110 - 2,301 kg
Tipping load, articulated*1 pallet fork bucket	609 kg 799 kg	750 kg 950 kg	1,340 kg 1,570 kg
Payload Pallet fork, even ground*2 Pallet fork, uneven ground*2 Bucket*3	487 kg 365 kg 399 kg	600 kg 450 kg 483 kg	1,072 kg 804 kg 785 kg
Axles	Original Schäffer axles, 6 wheel nut rim; Option: automatic limited-slip differential		
Speed	0 - 20 km/h in 2 gear switchable under load	0 - 20 km/h in 2 gear switchable under load, Option: 0 - 28 km/h	0 - 20 km/h in 2 gear switchable under load, Option: 0 -28 km/h
Electric system	Operating voltage: 12 V		
Fill quantities	Fuel: 40 l Hydraulic oil: 30 l	Fuel: 40 l Hydraulic oil: 48 l	Fuel: 85 l Hydraulic oil: 62 l
Sound pressure level LpA	82 dB(A)	85 dB(A)	85 dB(A)
Sound power level guaranteed LwA equivalent LwA	101 db(A) 101 db(A)	101 db(A) 100 db(A)	101 db(A) 100 db(A)
Hand/arm vibration *4	< 2.5 m/s²		
Total body vibration *4	< 0.5 m/s²		
	X	X	X
	X	X	X

^{*1} acc. to ISO 8313 ^{*2} acc. to EN 474-3 ^{*3} acc. to ISO 14397-1 ^{*4} acc. to ISO 8041 X = as standard
Tyre dimensions and additional equipment can change the operating weight, tipping load and payload.

DIMENSIONS

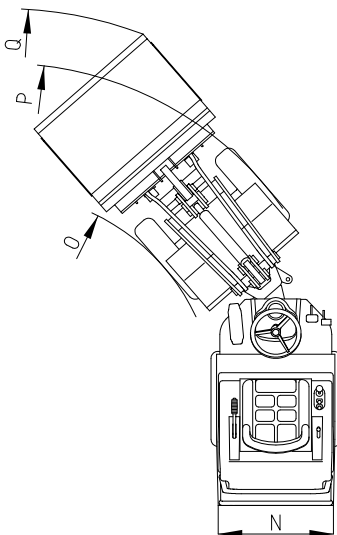
		2020	2024	2028	2628
A	Wheelbase [mm]	1,375	1,375	1,375	1,445
B	Chassis length [mm]	2,600	2,780	2,780	2,850
C	Overall length with standard bucket [mm]	3,330	3,530	3,530	3,550
D	Digging depth [mm]	110	110	110	110
E	Reach [mm]	3,180	3,460 / 3,720*	3,460 / 3,720*	3,590 / 3,850*
F	Max, bucket pivot point, [mm]	2,470	2,800 / 3,060*	2,800 / 3,060*	2,880 / 3,110*
G	Loading height with pallet forks [mm]	2,335	2,560 / 2,920*	2,560 / 2,920*	2,750 / 2,980*
H	Max, dumping height [mm]	1,710	1,965 / 2,265*	1,965 / 2,265*	2,170 / 2,400*
I	Front end height [mm]	1,540	1,600 / 1,725*	1,600 / 1,725*	1,680 / 1,805*
J	Dumping width [mm]	580	440	440	560
K	Seat height [mm]	1,020	1,055	1,055	1,160
L	Protective roof height [mm] Cab height [mm]	2,070 -	from 2,090 -	from 2,090 -	2,200 -
N	Overall width [mm]	795 - 1,000	905 - 1,250	905 - 1,250	1,060 - 1,260
O	Inner turning radius [mm]	530	660	660	1,020
P	Outer turning radius [mm]	1,515	1,560	1,560	1,900
Q	Outer radius with standard bucket [mm]	1,800	1,950	1,950	2,350

* Option: high lift



		2630	3650	4670
A	Wheelbase [mm]	1,470	1,800	1,840
B	Chassis length [mm]	2,950	3,485	3,710
C	Overall length with standard bucket [mm]	3,695	4,185	4,530
D	Digging depth [mm]	110	90	130
E	Reach [mm]	3,565 / 3,795*	3,550 / 3,890*	4,100
F	Max, bucket pivot point, [mm]	2,880 / 3,110*	2,950 / 3,200*	3,250
G	Loading height with pallet forks [mm]	2,675 / 3,005*	2,810 / 3,060*	3,070
H	Max, dumping height [mm]	2,090 / 2,345*	2,140 / 2,390*	2,420
I	Front end height [mm]	1,675 / 1,775*	1,700 / 1,800*	1,850
J	Dumping width [mm]	590	470	300
K	Seat height [mm]	1,160	1,226	1,270
L	Protective roof height [mm] Cab height [mm]	2,180 2,150	2,230 2,230	2,270 2,220
N	Overall width [mm]	1,020 - 1,300	1,100 - 1,570	1,220 - 1,730
O	Inner turning radius [mm]	1,020	985	1,310
P	Outer turning radius [mm]	2,040	2,590	2,530
Q	Outer radius with standard bucket [mm]	2,400	3,280	2,880

* Option: high lift



All technical specifications in this brochure refer to serial models and describe their standard functions. The equipment components and their functions as well as the accessories depend on the individual model and the product options and also on the country and customer specific requirements (the maximum values for tipping loads and payloads can only be reached with additional ballasting). Images may contain products or equipment components which are not mentioned or cannot be obtained as a standard. The descriptions, measurements, images, weight specifications and technical data correspond to the state of the art at the time of printing and are non-binding. We reserve changes in the field of construction, equipment, optics and technology without prior notice, due to the continuous development of the products. In case of doubts concerning the performance or the mode of operation of our products due to special circumstances, we recommend the execution of work samples under controlled conditions. We cannot exclude deviations from images or measurements, calculation errors, printing errors or incompleteness in the prospectus despite all due care. We do therefore not accept any liability for the correctness and completeness of the specifications in this prospectus. We do guarantee the proper functioning of our products within the scope of our General Terms and Conditions. Any guarantees that go beyond these are on principle not provided. Any liability beyond the ones set out in our General Terms and Conditions is excluded.

SCHÄFFER COMPACT LOADERS – LOW HEIGHT, FULL POWER

If you need a small loader for jobs in hard to reach areas then check out our SLT loaders – specially designed for use in narrow passageways and restricted head room. The 2028 SLT with a height of 1.89 m and a minimum width of 90 cm is one of the most compact loaders you will find on the market. The 1.8 t loader is a real power pack and ideal for use in indoor areas and in narrow operating conditions. With a tipping load of 920 kg it also moves heavy silage bales safely. Some rival brands require removal of the protective

roof in order to access low areas, but with Schäffer's SLT options, there's never a need to compromise on safety. The 18.5 kW (25 HP) 2028 SLT is equipped with a hydrostatic drive and provides the typical Schäffer high thrust. The 2630 SLT and 3650 SLT offer even more power with similarly compact dimensions thanks to the high-pressure drive, HTF and SPT. With a top speed of 20 km/h respectively 28 km/h they offer the best agility in the SLT range.



The front and rear bonnet of the 2028 SLT are easy to open, making maintenance to carry out.



SCHÄFFER SLT

SCHÄFFER SLT



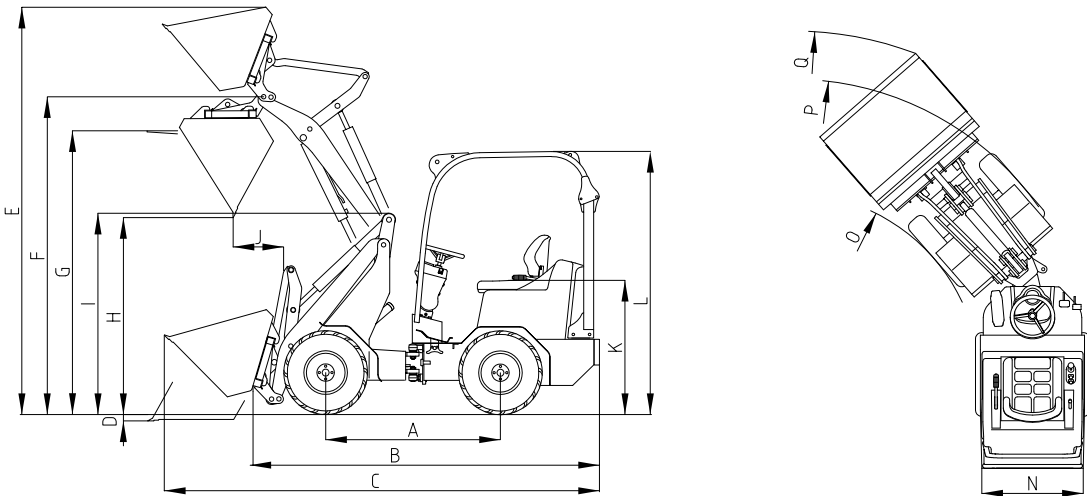
TECHNICAL DATA

DIMENSIONS

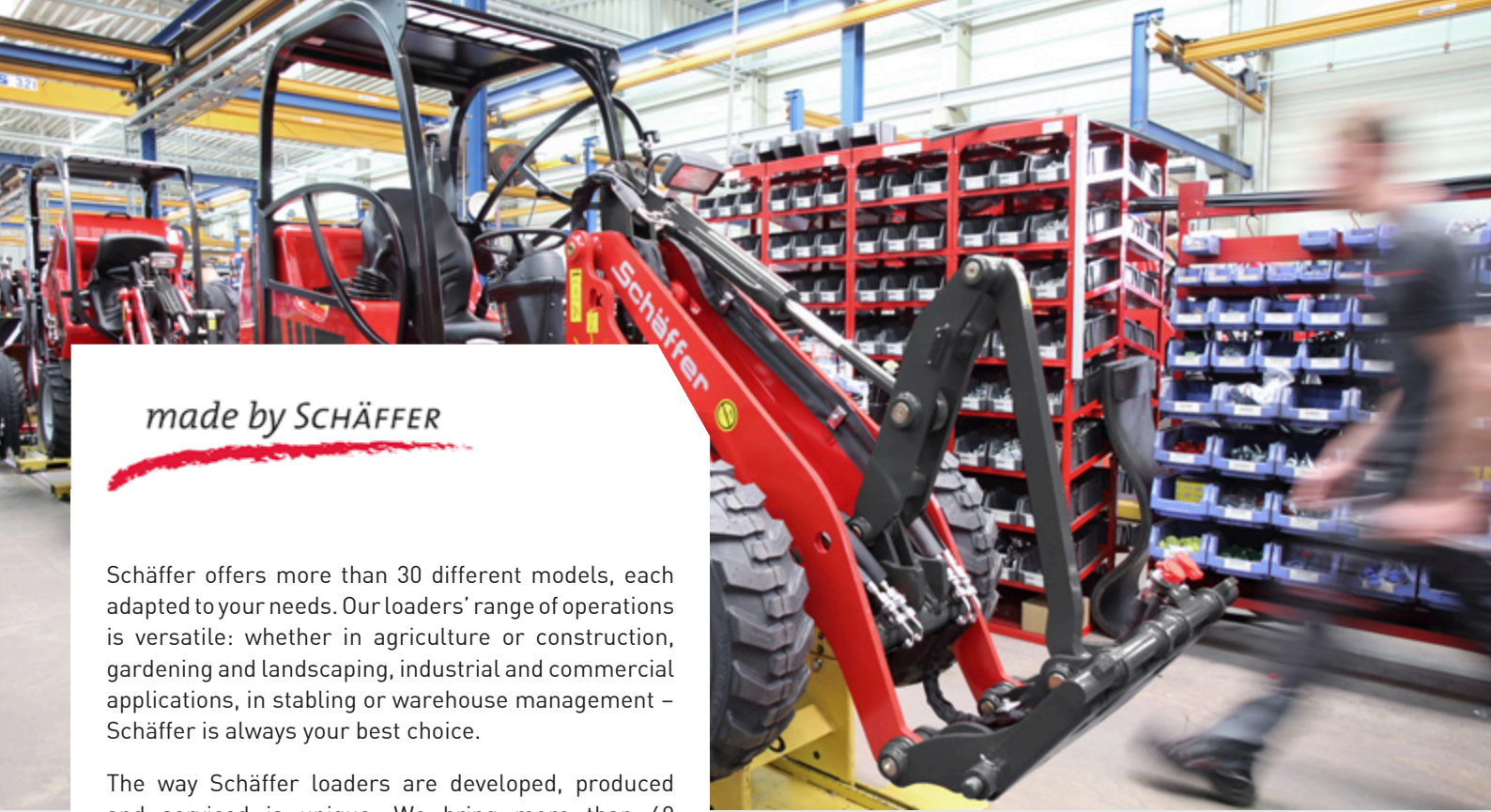
2028 SLT		2630 SLT		3650 SLT	
Engine	3 Cyl. Kubota, 18.5 kW (25 HP)	3 Cyl. Kubota, 18.5 kW (25 HP)	3 Cyl. Kubota, 28 kW (38 HP) / 37 kW (50 HP)		
Exhaust gas treatment	-	-	DOC, DPF, Stage V		
Traction hydraulics	Hydrostatic-automotive	Hydrostatic-automotive, HTF	Hydrostatic-automotive, HTF		
Tyres	7.00-12 AS Option I 27x8.50- 15 SKD Option II 27 x10.5- 15 SKD Option III 26x12.00- 12	10.0/75 - 15.3 AS / MPT / SKD Option I 27x10.5- 15 Option II 31x15.5- 15	10.0/75 - 15.3 AS / MPT / SKD Option I 31x15.5- 15 Option II 15.0/55- 17 Option III 11.5/80- 15.3		
Service braking system	Hydrostatic mechanical drum brake	Combined brake hydrostatic and multi-disc brake	Combined brake hydrostatic and multi-disc brake		
Parking brake	Mechanical drum brake	Multi-disc brake running in oil bath	Multi-disc brake running in oil bath		
Working hydraulics Output/pressure	Delivery rate: from 33 l/min Operating pressure: 200 bar	Delivery rate: from 38 l/min Operating pressure: 200 bar	Delivery rate: from 46 l/min Operating pressure: 200 bar		
Steering	Fully hydraulic articulated-swivel steering				
Operating weight	1,800 kg	2,380 kg / 2,445 kg with cabin	2,700 kg		
Lifting capacity	1,500 kg	1,700 kg	2,000 kg		
Tipping load. straight* ¹ pallet fork bucket	787 - 939 kg 1,037 - 1,187 kg	1,048 - 1,321 kg 1,395 - 1,717 kg	1,267 - 1,580 kg 1,523 - 1,845 kg		
Tipping load. articulated* ¹ pallet fork bucket	430 kg 620 kg	550 kg 715 kg	750 kg 965 kg		
Payload Pallet fork, even ground* ² Pallet fork, uneven ground* ² Bucket* ³	344 kg 258 kg 310 kg	440 kg 330 kg 358 kg	600 kg 450 kg 483 kg		
Axles	Original Schäffer axles, 5 wheel nut rim	Original Schäffer axles, 6 wheel nut rim; Option: automatic limited-slip differential	Original Schäffer axles, 6 wheel nut rim; Option: automatic limited-slip differential		
Speed	0 - 15 km/h	0 - 20 km/h in 2 gears switchable under load	0 - 20 km/h in 2 gears switchable under load, Option: 0 - 28 km/h		
Electric system	Operating voltage: 12 V				
Fill quantities	Fuel: 23 l Hydraulic oil: 30 l	Fuel: 40 l Hydraulic oil: 30 l	Fuel: 55 l Hydraulic oil: 48 l		
Sound pressure level LpA	83 dB(A)	83 dB(A)	85 dB(A)		
Sound power level guaranteed LwA equivalent LwA	101 db(A) 98 db(A)	101 db(A) 100 db(A)	101 db(A) 100 db(A)		
Hand/arm vibration * ⁴	< 2,5 m/s ²				
Total body vibration * ⁴	< 0,5 m/s ²				
	-	X	X		
	-	X	X		

*¹ acc. to ISO 8313 *² acc. to EN 474-3 *³ acc. to ISO 14397-1 *⁴ acc. to ISO 8041
Tyre dimensions and additional equipment can change the operating weight, tipping load and payload.

					SCHÄFFER SLT
		2028 SLT	2630 SLT	3650 SLT	
A	Wheelbase [mm]	1,640	1,650	1,800	
B	Chassis length [mm]	3,160	3,230	3,485	
C	Overall length with standard bucket [mm]	3,630	4,025	4,185	
D	Digging depth [mm]	110	90	90	
E	Reach [mm]	3,460	3,800	3,550	
F	Max, bucket pivot point, [mm]	2,800	2,880	2,950	
G	Loading height with pallet forks [mm]	2,600	2,680	2,810	
H	Max, dumping height [mm]	1,965	2,045	2,140	
I	Front end height [mm]	1,600	1,790	1,700	
J	Dumping width [mm]	440	470	560	
K	Seat height [mm]	910	995	1,226	
L	Protective roof height [mm] Cab height [mm]	from 1,890 from 1,890	from 1,950 from 1,950	2,020 -	
N	Overall width [mm]	905 - 1,250	1,020 - 1,300	1,100 - 1,570	
O	Inner turning radius [mm]	760	870	985	
P	Outer turning radius [mm]	1,850	1,890	2,590	
Q	Outer radius with standard bucket [mm]	2,270	2,320	3,280	



All technical specifications in this brochure refer to serial models and describe their standard functions. The equipment components and their functions as well as the accessories depend on the individual model and the product options and also on the country and customer specific requirements (the maximum values for tipping loads and payloads can only be reached with additional ballasting). Images may contain products or equipment components which are not mentioned or cannot be obtained as a standard. The descriptions, measurements, images, weight specifications and technical data correspond to the state of the art at the time of printing and are non-binding. We reserve changes in the field of construction, equipment, optics and technology without prior notice, due to the continuous development of the products. In case of doubts concerning the performance or the mode of operation of our products due to special circumstances, we recommend the execution of work samples under controlled conditions. We cannot exclude deviations from images or measurements, calculation errors, printing errors or incompleteness in the prospectus despite all due care. We do therefore not accept any liability for the correctness and completeness of the specifications in this prospectus. We do guarantee the proper functioning of our products within the scope of our General Terms and Conditions. Any guarantees that go beyond these are on principle not provided. Any liability beyond the ones set out in our General Terms and Conditions is excluded.



made by SCHÄFFER

Schäffer offers more than 30 different models, each adapted to your needs. Our loaders' range of operations is versatile: whether in agriculture or construction, gardening and landscaping, industrial and commercial applications, in stabling or warehouse management – Schäffer is always your best choice.

The way Schäffer loaders are developed, produced and serviced is unique. We bring more than 60 years' experience, and we always put the end-user first, working to make your job safer, more comfortable and more profitable. Additionally, at our Erwitte location in Germany we use state-of-the-art development and production technologies. Ultimately, it is our employees who continuously develop new solutions, in close contact with the end user. Years of company service together with an enduring spirit form the basis for the special competence and for our global success.

The Schäffer name does not just mean unique product quality. It also stands for safety and the optimal service that we guarantee in Germany, Europe and around the globe.

Purchasing a Schäffer loader is the beginning of a long-term relationship. Your machine will only remain a 100% genuine Schäffer if you use original replacement parts. Only then will it guarantee the reliability you need, and have the right to expect. We offer you and our service partners a 24 hour delivery service – 7 days a week, 365 days a year.



YOUR DEALER:

Schäffer

Schäffer Maschinenfabrik GmbH

Auf den Thränen
D-59597 Erwitte

fon +49 (0)2943 9709-0
fax +49 (0)2943 9709-50

info@schaeffer.de



WWW.SCHAEFFER.DE/EN