

**Schäffer**

**4670 Z - 6680 Z**

# **WHEEL LOADERS**

**Superior strength and high lift**





# SCHÄFFER

For over 60 years, we have been developing loaders to meet individual requirements. Customer satisfaction has made us what we are today: one of the most capable and successful suppliers of farm loaders, wheel loaders and telescopic wheel loaders ever. Every day our employees create new, customised solutions.

Every Schäffer loader is the result of years of experience and innovative thinking. Our products set the standard in terms of the highest possible reliability and durability. You can rely on Schäffer for lower costs throughout the whole operating life, and for performance, safety and driving comfort for many years to come.

## THE DYNAMICS CLASS: FOR STRENGTH AND HIGH LIFT

Schäffer's dynamics class: a range of compact, efficient wheel loaders built for demanding tasks. Our Z kinematics with high break-out forces mean these machines can meet the highest performance requirements in construction, farming and all other industries. Choose this range for impressive lifting heights.

Add compact style combined with excellent agility, and it's clear to see why Schäffer loaders are so popular. These machines increase productivity, save time and costs.

Wheel loaders with built-in efficiency - made by Schäffer.



**Schäffer loaders in action:**  
[www.schaeffer.de/en/videos](http://www.schaeffer.de/en/videos)

### The dynamics class:



**4670 Z** 37.4 kW (51 HP)  
48.6 kW (66 HP)



**5680 Z** 45 kW (61 HP)  
55 kW (75 HP)



**6680 Z** 55 kW (75 HP)





## ELECTRONICALLY REGULATED DRIVE FOR HIGHER COMFORT

Our new Kubota motor offers the highest possible torque in its class and is unique in the market of these loaders due to an electronically regulated drive – SPT or ‘Schäffer Power Transmission’. The drive is adapted to the torque of the diesel engine for multitude of advantages: operating costs decrease as the diesel fuel consumption is reduced. Hill starts are a lot easier as the start-up assistant helps prevent the vehicle moving backwards.

The optional potentiometer acts as cruise control. The loader keeps a constant speed automatically and independently from the motor speed – especially convenient when working with fodder dosing devices, straw distributors, mulchers or brooms.

Additionally, there are several new safety functions, for example protection from overheating and motor over-revving protection, making working with the loader safer and more reliable. SPT is standard on the 4670 Z and the 5680 Z.

### Benefits:

- Higher efficiency, lower fuel consumption and reduced operating costs
- Extra safety functions including overheating and over rotation protection to make the loader safer and more reliable
- ‘Start up assistant’ to make hill starts easier
- Different parameters for different drive characteristics
- Optional potentiometer that works to maintain a constant speed regardless of the motor speed. This is particularly useful when working with feed dosing units, straw spreaders, mulchers or brooms
- Greater agility and more driving fun!



**SCHÄFFER 4670 Z**

## ERGONOMICS AT ITS BEST

Driver comfort was our top priority when designing the cabin of the 4670 Z. A range of features contribute to a very comfortable work environment, so the driver can feel fresh, even after long working days. All operating and control instruments are clearly laid out and user-friendly, and easily accessed from the comfortable seat with impressive legroom. The generous use of glass delivers perfect visibility for working and manoeuvring. The third control circuit is integrated in the joystick, with no need to change the handle to operate the additional control circuit.



Switch bar, electric plug



Multifunctional joystick



# SCHÄFFER 5680 Z

## HTF: MAXIMUM THRUST, EVEN WHEN IN HIGH GEAR



HTF, or 'High Traction Force', automatically regulates the thrust so the loader can supply the highest possible thrust even in a high gear. HTF uses a new axial piston-bent axis motor that regulates speed automatically depending on the traction. This is particularly useful in an uphill position as the driver does not have to switch to first gear.

HTF comes into its own when digging into aggregate material - if more thrust is required, the hydraulic motor adapts automatically, without the driver having to interfere manually. This means most of the work can be done in fast gear,

increasing driving comfort and speeding up work. All Schäffer wheel loaders with Z kinematics are equipped and delivered with the HTF-drive as standard.

### Benefits:

- Very high thrust forces
- No need to manually shift down a gear when going uphill
- Even at high speed the maximum thrust is always available, e.g. when driving in muck heaps
- Enhanced driving comfort, faster working

## THE NEW BENCHMARK IN THE 4 T CLASS

The new 5680 Z is optionally equipped with a 45 kW (61 HP) or 55 kW (75 HP) Deutz turbo diesel engine. While still compact in size, the machine offers more power than ever before. Find driving pleasure without compromise with the strongest thrust and lifting performance ever delivered by a Schäffer loader in the 4 t class. Work quickly, easily and inexpensively, as the swinging rear axle ensures absolute stability even in tricky driving situations. The standard hydraulic fan drive ensures quiet operation.



The new cabin offers more space and optimised all-round visibility.



# SCHÄFFER 6680 Z

NEW: NOW WITH  
SCV-PLUS CABIN



## 6680 Z: COMPACT WHEEL LOADER IN PERFECTION

The loader is driven by the latest generation 55 kW (75 HP) Deutz turbo diesel engine. It meets the requirements of the exhaust gas level stage V by using a diesel oxidation catalyst and a diesel particle filter. Because all the components in the hydrostatic drive are perfectly matched to each other, fuel consumption is converted into performance economically and effectively. The standard hydraulic fan drive reduces noise development. It is also available with an optional reverse function.

The maintenance-free articulated steering makes the loader more manoeuvrable than any front loader tractor. The inner turning circle is only 1.75 m – ideal for use in narrow barns and halls. With an optional top speed of 35 km/h, the 6680 Z is also perfectly equipped for interplant uses. The SCV-Plus cabin (Silence/Comfort/View) offers ideal driving ergonomics, perfect space and excellent all-round visibility. A low version of the cab is also available, so that entry into old buildings with a low entrance height is possible without any problems.



# Z-LOADERS FROM SCHÄFFER: POWER IN ACTION

The Schäffer loader 6680 Z completes the Z-Loader range. These again combine compact dimensions with maximum power and ergonomics, ideal for fast and safe handling of bulk goods and the transport of heavy loads. These compact wheel loaders are in their element in narrow operating conditions. The Z-kinematics bring power for lifting and

tipping loads. The swinging rear axle provides great stability. The loaders are equipped with the SCV-Plus cabin, which is hard to beat in terms of space and ease of operation. The driver works faster and safer thanks to the perfect all-round visibility.



## COMPUTER-OPTIMISED ARM WITH Z KINEMATICS – SIMPLY STRONG

Our Z-Loaders feature a computer-optimised arm, designed by experienced Schäffer engineers using 3D CAD technology. Wide and strong enough to support any tool, yet designed to ensure better visibility – it's another example of smart, driver-centred design from Schäffer.

## THE SCHÄFFER 6680 Z: ADVANTAGES AT A GLANCE

**NEW: NOW WITH SCV-PLUS CABIN**

The SCV-Plus cabin: ROPS and FOPS approved; very spacious, sets standards in terms of ergonomics and all round view. Option available in low version.

4-cylinder Deutz Turbo diesel engine: clean, moneysaving, powerful.

Axles in HD version: standard with planetary axle and automatic limited-slip differential. Best thrust through optimal setup of axle, hydrostatic drive and diesel engine. The oscillating rear axle improves the stability by 30%.

Low boom pivot for perfect view.

Z-bar linkage for high break out force.

CAD optimised loading arm geometry for optimum lifting power and reach; perfect parallel lift.

Versatile due to big range of tools and optional equipment.

Extremely strong articulation joint, maintenance-free.

Very strong carriage, fast and safe hydraulic coupling of tools.



# THE NEW SCV-PLUS CABIN



## ERGONOMICS AND COMFORT AT THE HIGHEST LEVEL

The 6680 Z is equipped with an SCV-Plus cabin. Even at first glance, the tidy dashboard, ergonomic operating elements and the new colour co-ordinated range of switches show that this is the highest quality.

SCV stands for 'Silence, Comfort, View'. In the development of the SCV-Plus cabin, these ideas have been taken one step further. The operating elements are arranged in a more ergonomic way. The joystick is more comfortable to hold, additional functions speed up how you work. The extensive glass area offers the very best all-round visibility.

The ignition switch, along with the control system for the air-conditioning and heating systems is housed in a new console right next to the joystick. Additional, larger air outlets and removable side panels ensure the perfect supply of fresh air. With the new SCV-Plus cabin, the driver has a completely new feeling of ergonomics and comfort – nothing to stand in the way of a long working day.



## THE NEW SCV-PLUS CABIN IN DETAIL



New joystick with expanded functionality



New console: ignition switch, controls for the heating and optional air-conditioning system are easy to reach



12 Volt socket for charging mobile devices / 3-pin device socket



Side panels can be lifted out





Additional, larger air outlets for perfect air circulation / optimised range of switches



TECHNICAL DATA

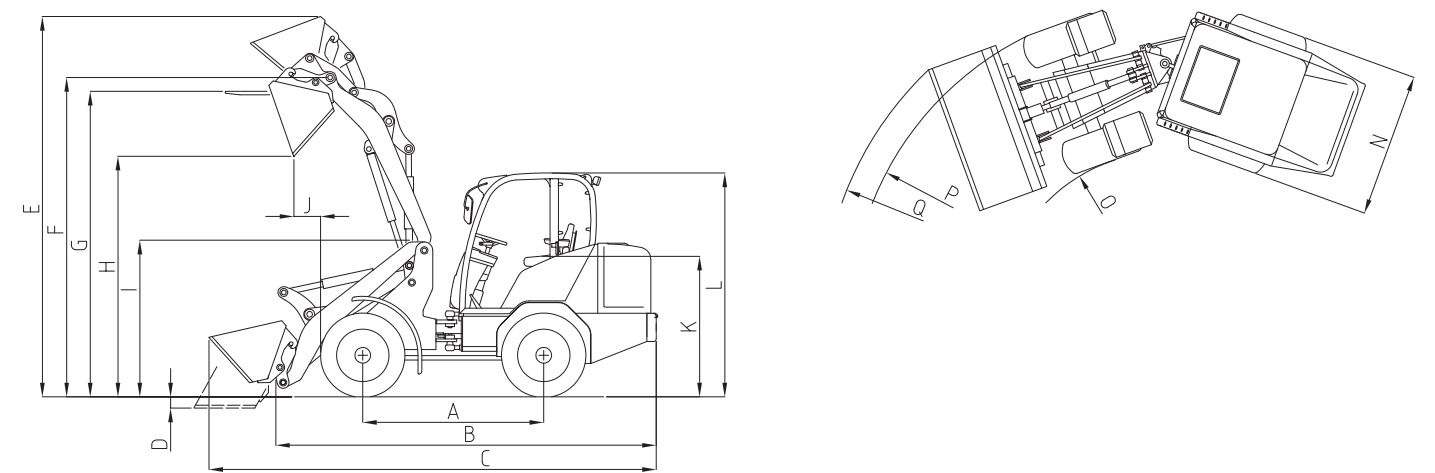
DIMENSIONS

	4670 Z	5680 Z	6680 Z
Engine	4 Cyl. Kubota, 37,4 kW (51 HP) / 48,6 kW (66 HP)	4 Cyl. Deutz Turbo, 45 kW (61 HP) / 55 kW (75 HP)	4 Cyl. Deutz Turbo with intercooler, 55 kW (75 HP)
Exhaust gas treatment	DOC, DPF, Stage V		
Traction hydraulics	hydrostatic-automotive, HTF (High Traction Force)		
Tyres	11.5/80 - 15.3 AS Option I 15.0/55-17 Option II 425/55-17	15.5/60 - 18 AT-621 Option I 12.5/80-18 Option II 500/45-20	400/70-20 AS Option I 12.5/80-18 Option II 550/45-22.5
Service braking system	Combined brake hydrostatic and multi-disc brake		
Parking brake	Multi-disc brake running in oil bath		
Working hydraulics Output/pressure	Delivery rate: 75 l/min Operat. pressure: 200 - 210 bar	Delivery rate: from 64 l/min Operat. pressure: 200 - 210 bar	Delivery rate: from 74 l/min Operat. pressure: 200 - 210 bar
Steering	Fully hydraulic articulated- swivel steering	Fully hydraulic articulated steering	
Operating weight	Protective roof: 3,400 kg Cabin: 3,520 kg	Protective roof: 4,315 kg Cabin: 4,515 kg	Cabin: 5,300 kg
Lifting capacity	2,400 kg	2,800 kg	3,300 kg
Tipping load, straight* <sup>1</sup> pallet fork bucket	1,823 - 2,149 kg 2,120 - 2,428 kg	2,463 - 2,618 kg 2,901 - 3,098 kg	3,325 - 3,677 kg 3,751 - 3,918 kg
Tipping load, articulated* <sup>1</sup> pallet fork bucket	1,700 kg 1,950 kg	2,000 kg 2,250 kg	2,625 kg 3,020 kg
Axles	Original Schäffer axles, 6 wheel nut rim; planetary axle and automatic limited slip brake	HD axles, 8 wheel nut rim; planetary axle and automatic limited slip brake, swing axle at rear	HD axles, 8 wheel nut rim; planetary axle and automatic limited slip brake, swing axle at rear
Speed	0 - 20 km/h in 2 gears switchable under load, Option: 0 - 28 km/h	0 - 20 km/h in 2 gears switchable under load, Option: 0 - 30 km/h	0 - 20 km/h in 2 gears switchable under load, Option: 0 - 35 km/h
Electric system	Operating voltage: 12 V		
Fill quantities	Fuel: 90 l Hydraulic oil: 60 l	Fuel: 95 l Hydraulic oil: 85 l	Fuel: 105 l Hydraulic oil: 95 l
Sound pressure level LpA	85 dB (A)	81 dB(A)	70 dB(A)
Sound power level guaranteed LwA equivalent LwA	101 dB (A) 100 dB (A)	101 dB(A) 101 dB(A)	101 dB(A) 101 dB(A)
Hand/arm vibration * <sup>2</sup>	<2.5 m/s <sup>2</sup>		
Total body vibration * <sup>2</sup>	<0.5 m/s <sup>2</sup>		
	X	X	X
	X	X	-

<sup>1</sup> acc. to ISO 8313    <sup>2</sup> acc. to ISO 8041    X = as standard  
Tyre dimensions and additional equipment can change the operating weight, tipping load and payload.

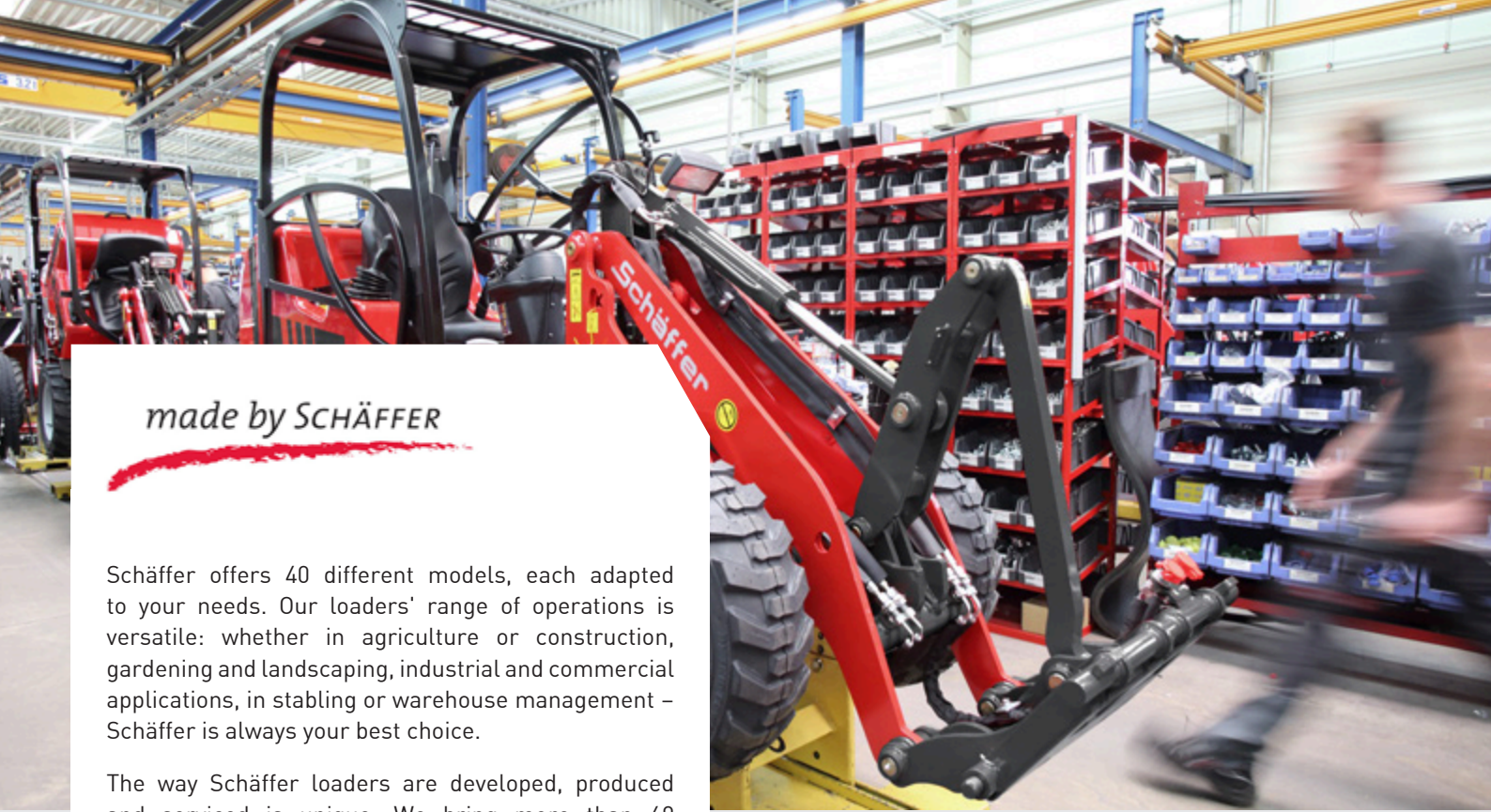
		4670 Z	5680 Z	6680 Z
A	Wheelbase [mm]	2,000	1,960	2,195
B	Chassis length [mm]	4,080	4,420	4,725
C	Overall length with standard bucket [mm]	4,760	5,120	5,450
D	Digging depth [mm]	120	120	70
E	Reach [mm]	4,060	4,070	4,170
F	Max, bucket pivot point, [mm]	3,260	3,400	3,450
G	Loading height with pallet forks [mm]	3,050	3,175	3,275
H	Max, dumping height [mm]	2,500	2,700	2,750
I	Front end height [mm]	1,570	1,640	1,740
J	Dumping width [mm]	640	925	925
K	Seat height [mm]	1,270	1,290	1,470
L	Protective roof height [mm] Cab height [mm]	2,270 2,270	from 2,380 2,580 / from 2,380*	- 2,630 / from 2,460*
N	Overall width [mm]	1,420 - 1,730	1,700 - 1,800	1,800 - 2,050
O	Inner turning radius [mm]	1,450	1,580	1,750
P	Outer turning radius [mm]	2,680	3,190	3,320
Q	Outer radius with standard bucket [mm]	3,010	3,750	3,850

\* Option: low cabin



All technical specifications in this brochure refer to serial models and describe their standard functions. The equipment components and their functions as well as the accessories depend on the individual model and the product options and also on the country and customer specific requirements (the maximum values for tipping loads and payloads can only be reached with additional ballasting). Images may contain products or equipment components which are not mentioned or cannot be obtained as a standard. The descriptions, measurements, images, weight specifications and technical data correspond to the state of the art at the time of printing and are non-binding. We reserve changes in the field of construction, equipment, optics and technology without prior notice, due to the continuous development of the products. In case of doubts concerning the performance or the mode of operation of our products due to special circumstances, we recommend the execution of work samples under controlled conditions. We cannot exclude deviations from images or measurements, calculation errors, printing errors or incompleteness in the prospectus despite all due care. We do therefore not accept any liability for the correctness and completeness of the specifications in this prospectus. We do guarantee the proper functioning of our products within the scope of our General Terms and Conditions. Any guarantees that go beyond these are on principle not provided. Any liability beyond the ones set out in our General Terms and Conditions is excluded.





*made by SCHÄFFER*

Schäffer offers more than 30 different models, each adapted to your needs. Our loaders' range of operations is versatile: whether in agriculture or construction, gardening and landscaping, industrial and commercial applications, in stabling or warehouse management – Schäffer is always your best choice.

The way Schäffer loaders are developed, produced and serviced is unique. We bring more than 60 years' experience, and we always put the end-user first, working to make your job safer, more comfortable and more profitable. Additionally, at our Erwitte location in Germany we use state-of-the-art development and production technologies. Ultimately, it is our employees who continuously develop new solutions, in close contact with the end user. Years of company service together with an enduring spirit form the basis for the special competence and for our global success.

The Schäffer name does not just mean unique product quality. It also stands for safety and the optimal service that we guarantee in Germany, Europe and around the globe.

Purchasing a Schäffer loader is the beginning of a long-term relationship. Your machine will only remain a 100% genuine Schäffer if you use original replacement parts. Only then will it guarantee the reliability you need, and have the right to expect. We offer you and our service partners a 24 hour delivery service – 7 days a week, 365 days a year.



## YOUR DEALER:

# Schäffer

**Schäffer Maschinenfabrik GmbH**

Auf den Thränen  
D-59597 Erwitte

fon +49 (0)2943 9709-0  
fax +49 (0)2943 9709-50

info@schaeffer.de



[WWW.SCHAEFFER.DE/EN](http://WWW.SCHAEFFER.DE/EN)