

KEYLINE SERIES 5080D



5080D KEYLINE // 5090D KEYLINE // 5100D KEYLINE
POWERSHUTTLE

EPA



// SERIES 5D KEYLINE

ENGINE

The 5D Keyline models are equipped with FARMotion engines from 75 to 102 HP, specially designed for agricultural industry use. The engines comply with exhaust gas of EPA requirement. Exhaust gas aftertreatment is carried out via a maintenance free DOC on 5080D Keyline and DOC, DPF and SCR on 5090 and 5100D Keyline models.

FRONT AXLE

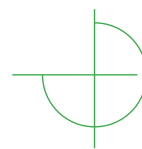
The braking system guarantees maximum safety and perfect handling in all driving conditions. Each model is fitted with four-wheel brakes as standard (plate disc in an oil bath) as well as four-wheel drive. The four-wheel drive and the 100% differential lock are electro-hydraulically actuated. This is the best way to convert power into propulsion.



Simply work
economically.

LOW CONSUMPTION FOR
COST-EFFECTIVE WORK.





CAB

The spacious cab offers excellent 360° all-round visibility and is extremely easy to access thanks to the wide doors. The optional high visibility cab roof provides more light in the cab and excellent upward visibility during front loader operation. All operating elements are ergonomically arranged and can be operated intuitively.

HYDRAULICS AND LINKAGES


The working hydraulics are supplied with 56 l/min flow rate by a powerful open centre pump. This allows the mechanically operated rear power lift (now available also with the EasyLift system) a capacity up to 3500 kg. For the operation of additional functions, the 5D Keyline offers up to 3 double-acting spool valves. The steering is supplied by a separate pump, as is usual for DEUTZ-FAHR.

TRANSMISSION

PowerShuttle transmission are available with 15 + 15 speeds and includes SenseClutch, ComfortClutch and Stop&Go functions. All gearboxes are designed for 40 km/h top speed and reach this speed already at 1800 rpm. This saves fuel and significantly reduces noise during road transfer.



All imaginable yard work, light transport operations and field work - the new Series 5D Keyline models are simply ideal for smaller agricultural and part-time farms. This agile and compact tractor is characterized by its optimized design and low fuel consumption, for economical and cost-effective work. The FARMotion engine has been specially developed for use in the agricultural industry and is therefore designed for high performance, reliability and minimum maintenance. The 5D Keyline stands for quality, agility and reliability. The cab offers excellent 360° all-round visibility and is extremely easy to reach thanks to the wide doors. DEUTZ-FAHR's rear power lifts have also always been appreciated for their ability to provide the best precision, control and efficiency in the field.



// SIMPLY D FOR PRO

Focused on productivity
and low operating costs,
this tractor range makes
your daily work simply
successful.

DESIGNED PRODUCTIVITY



// SIMPLY EFFICIENT

The powerful FARMotion engines.

Under the compact hood of the new Series 5D Keyline, ultra-modern, displacement optimised FARMotion engines from 75 to 102 HP operate. They have been specially developed for use in the agricultural industry. Electronic 2.000 bar Common Rail injection and turbointercooler aspiration guarantee high performance and high torque with minimum fuel consumption and emission values. The 90 l fuel tank provides enough fuel for long working days without stopping to refuel.

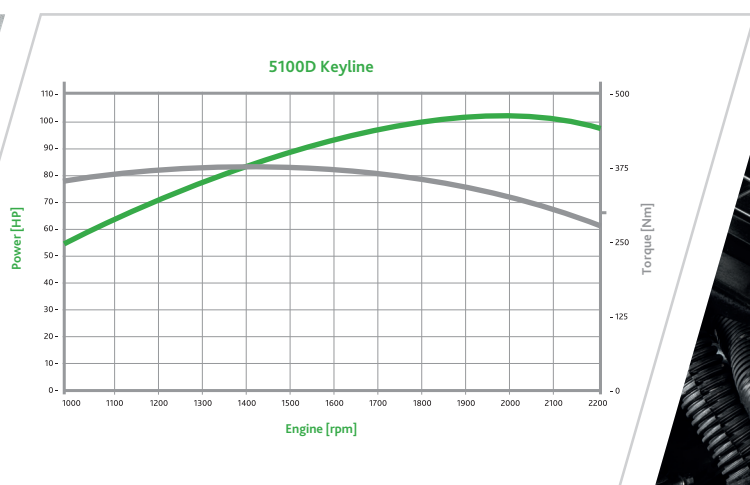
The newly developed compact cooler with Visco fan and PowerCore air filter supports engine efficiency. The cooling system is easily accessible, making maintenance and cleaning work much easier. Thanks to the electronic engine management system, the FARMotion engine is impressive with its dynamic characteristics - agile, responsive and with high torque.

HIGHLIGHTS

- > Full range: models from 75 to 102 HP
- > Common Rail high-pressure fuel injection
- > Advanced preheating system (only for 5090 and 5100D Keyline)
- > Easy maintenance
- > EPA compliance



> Electronic hand throttle with two engine memory speeds..



> Engine figures 5100D Keyline.



> EPA compliant FARMotion engines with Common Rail injection and power outputs up to 102 HP.

// SIMPLY VERSATILE

Tailored transmission and PTO to suit your work

All 5D Keyline are equipped with mechanical 5-speed transmission 15+15 which allows a top speed of 40 km/h at economy engine revs resulting in a low fuel consumption and consequently in low costs of ownership. All tractors equipped with PowerShuttle come as standard with a pack of exclusive features such as SenseClutch, ComfortClutch and Stop&Go functions which increase comfort for the driver and productivity of the machine. SenseClutch allows the adjustment in 5-levels of the responsiveness of PowerShuttle while ComfortClutch letting the driver shift a gear, without the need to use the clutch pedal. The Stop&Go function is really helpful with front loader, while baling and in any other operations which requires frequent stops and starts. In fact, when Stop&Go is active, the driver can stop/restart the tractor only by pressing/releasing the brake pedal, without the need to operate the clutch pedal. The PTO equipment is equally versatile, as the 5D Keyline features electrohydraulic engagement activated via a pushbutton on the side console.

HIGHLIGHTS

- > 5-speeds gearbox
- > 40 km/h max speed at ECO engine revs
- > PowerShuttle with SenseClutch
- > Stop&Go and ComfortClutch functions available
- > Electrohydraulic PTO engagement
- > Digital indication of the PTO shaft speed



> 5-speeds knob with ComfortClutch button.



> PowerShuttle with SenseClutch.

// SIMPLY AGILE

Compact dimensions for manoeuvrability and safety.

Front axle is specifically designed for tractors between 65 and 105 HP. Thanks to high admissible load, 4-wheels brake and high steering capacity, it guarantees strength, safety and manoeuvrability. In addition, the electrohydraulic engagement of 4WD and differential locks ensure high comfort for the driver.



> Steering angle up to 55°.



> Electro-hydraulic engagement for 4WD and Diff. Lock.

HIGHLIGHTS

- > Four-wheel drive front axle with up to 55° steering angle.
- > Electro-hydraulic four-wheel drive and differential lock engagement
- > 4-wheel brake system with disc brakes in oil bath



// SIMPLY STRONG

Hydraulic equipment to have everything under control.

The hydraulic equipment in particular shows how well a tractor is suited to your operation. With the new 5D Keyline models, you have all relevant equipment precisely under control. The 56 l/min OpenCenter pump supplies up to three mechanical auxiliary spool valves and the rear power lift. The DEUTZ-FAHR rear power lift with mechanical control (MHR), renowned for its precise and efficient control, is now available with the practical EasyLift system. Thanks to EasyLift the driver can lift and lower the rear linkage by a press of a button. The optional available external operation proves to be extremely useful and convenient, especially when attaching equipment. The driver can adjust the appropriate height of the linkage without getting on the tractor. This saves time - and you can get back to work in the field even faster. The double-acting mechanical spool valves are easily accessible in the right-hand side console, directly next to the driver's seat. The spool valves can be operated proportionally, Kick-Out mode, float mode or locked for continuous flow. This means that the hydraulic system of the 5D Keyline is equipped for all common machines and can operate all functions efficiently. The 5D Keyline can also be pre-arranged for front loader applications thanks to the availability of Ready Kit directly from the factory.




HIGHLIGHTS

- > Mechanical rear lift with new EasyLift system for optimum comfort
- > Fixed displacement pump with delivery capacity of 56 l/min
- > Up to 3 rear spool valves with flow regulator



- > Up to 3 rear spool valves with flow regulator and free hydraulic oil return.



> Powerful rear lift up to 3500 kg.

// SIMPLY COMFORTABLE

Even more ergonomic.

Anyone who enters the Series 5D Keyline immediately senses - this is the place to work. Wide doors, bright, friendly atmosphere and 360-degree all-round visibility promote efficient work. As is usual with DEUTZ-FAHR, all operating elements are clearly colour-coded and arranged within easy reach according to the frequency of operation.


The instrument cluster in the adjustable steering column continuously informs the driver about all operating conditions. To complete the in-cab equipment, a USB charger and a monitor holder are available as option. Two roof versions are available. A standard roof with FOPS safety features, a glass high visibility roof or a polycarbonate high visibility cab roof with FOPS operations. Whatever the job, the comfortable cab of the new Series 5D Keyline motivates every driver to perform at their best.




> Fully integrated front loader joystick.



> Best comfort thanks to the optional air conditioning.



> The cab offers an excellent 360° all-round view and the openable windows make the working environment even more comfortable.




// SIMPLY 5D

Simply versatile,
simply strong,
simply comfortable.
Simply 5D Keyline.


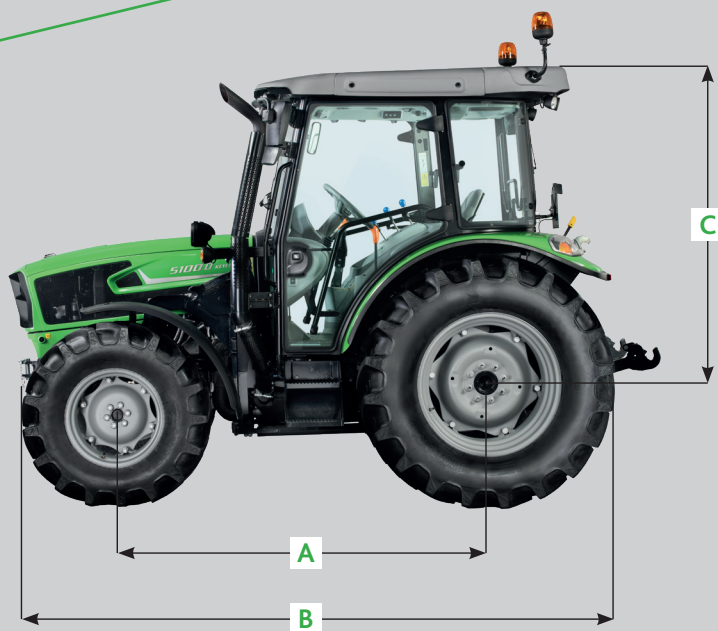


5D KEYLINE



TECHNICAL DATA		SERIES 5D KEYLINE		
		5080D	5090D	5100D
ENGINE				
Model		FARMotion		
Emission level		EPA		
Cylinders/Displacement	n°/cc	3/2887		
Bore/Stroke	mm	103/115.5		
Aspiration		Turbo Intercooler		
Injection @ pressure	Type	Common Rail @ 2000 bar		
Max. power @ 2000 rpm	kW/HP	55.4/75	67/91	75/102
Rated power @ 2200 rpm	kW/HP	55.4/75	63.5/86	71.1/97
Max. torque	Nm	342 @ 1500	372 @ 1400	417 @ 1400
Torque rise	%	43	35	
Visco cooling fan		●		
Fuel tank/AdBlue	l	90/-	90/12	
EAT	System	DOC	DOC + DPf + SCR	
TRANSMISSION				
SDF transmission	Type	T3300		
Transmission ratio	n°	1.383		
POWERSHUTTLE				
Gearbox	n°	5 gears x 3 ranges		
N° of speed	n°	15+15		
Stop&Go		●		
SenseClutch		●		
ComfortClutch		●		
Top speed 40 km/h ECO	rpm	1800*		
PTO				
540		●		
LIFT				
Mechanical rear lift		●		
Mechanical rear lift with EasyLift		○		
Rear lifting capacity	kg	3500		
HYDRAULICS				
Pump flow (STD)	l/min	48		
Pump flow (OPT)	l/min	56		
Rear spool valves	n°	3		
BRAKES				
4 wheel braking		●		
Mechanical parking brake		●		
Hydraulic DualMode trailer brake		○		
4WD FRONT AXLE				
Front axle	Size	1		
Steering angle	degrees	55		
Electrohydraulic 4WD engagement		●		
Electrohydraulic Diff Lock engagement		●		
CAB				
Adjustable steering column		●		
Openable front and rear windows		●		
Pneumatic seat suspension		●		
Manual A/C		●		
High visibility roof		●		
FOPS certification		○		

● = standard ○ = option – = not available



TECHNICAL DATA		SERIES 5D KEYLINE		
		5080D	5090D	5100D
DIMENSIONS AND WEIGHTS				
With rear tyre	Size	420/70 R30"		
Wheelbase (A)	mm	2100		
Max. length (B)	mm	3890		
Centre rear axle – Cab (C)	mm	1820		
Total height (D)	mm	2520		
Width (E)	mm	1882		
Weight	kg	3250	3350	
Total admissible load	kg	5200		

*with 480/70 R30 rear tyres

Technical data and figures are only provided for guidance. DEUTZ-FAHR is committed to continuously adapting its products to your requirements and therefore reserves the right to make updates without prior notice.


Models and options may vary depending on the market. Please contact your dealer/distributor for more information.

Marketing-Communication Service – Code 308.8934.3.4-0 – 07/25

To discover more please contact your dealer or visit deutz-fahr.com



Follow us on   

DEUTZ-FAHR is a brand of  **SDF**