

EasyCut F

EN

DISC MOWERS



EasyCut F

Optimum ground adjustment *with perfect contour following*



The EasyCut
The full product range

Page 4

SmartCut

SmartCut: Strip-free swaths from optimum blade overlaps

Page 8

Quick-change blades

Quick-change blades

Page 10

SafeCut

Individually protected cutting discs

Page 12

CV conditioner

with V-shaped steel tines

Page 28

CR and M-Rolls conditioners

with CR or polyurethane rollers

Page 30

EasyCut F 400 CR

Maximum efficiency and perfect forage conditioning


Page 40

EasyCut F 400 Fold

with folding cutterbar as CV variant, or as merger auger variant

Page 36

KRONE EasyCut F - Harvesting technology for the highest demands!



Scan for more information!
Simply scan the code to
see this feature in the video!

KRONE's EasyCut F models are front mounted mowers in a class of their own. Their innovative design makes them not only extremely durable and low-maintenance but also particularly flexible. Whether used as a solo machine or as a butterfly combination, the EasyCut F front mounted mowers ensure premium efficiency and reliability for your grass harvest.

The EasyCut F model range

Front mounted mowers



EasyCut F 280 · F 320

These front mounted mowers offer working widths of 2.71 m to 3.16 m and have powered swath drums that form narrow swaths so the tractor can straddle them. The focus is on quality forage.

EasyCut F 280 M · F 320 M · F 360 M

Lightweight EasyCut front mounted mowers of M series. Mounted close to the tractor without A-frame and benefiting from a low centre of gravity, the machines give perfect contouring.

EasyCut F with conditioner

The front mounted mowers with conditioner are able to swath the material or spread it across the work width. These models are designed for contractors and professional farmers and make a great combination with three-point-mounted rear mowers or butterfly mowers. Rounding off the EasyCut F series, the four-metre front mounted mowers with conditioner or merger auger are the perfect complement your harvesting machinery for maximum efficiency in the field.







EasyCut F

- 2.71 m - 4.04 m working widths
- Push-type or Pull-type cutterbar
- With or without conditioner
- Compact M models
- Models with powered swath drum
- EasyCut F 400 Fold and F 400 CV Fold with folding cutterbar


The EasyCut F series is a line-up of innovative front mounted mowers with or without tine or roller conditioner and work widths of 2.71 m to 4.04 m. At the same time, the range comprises particularly compact and light-weight front mounted mowers for mountain fields and applications. Powered swath drums are available for some models. These form narrow swaths that the tractor cannot straddle.



KRONE



25 cm Ø



25 cm Ø

	F 280 M	F 320 M*	F 360 M*	F 280	F 320*	F 320 CV	F 320 CR	F 360 CV	F 360 CR	NEW F 400 Fold	NEW F 400 CV Fold	NEW F 400 CR
SmartCut cutterbar	✓	✓	✓	-	-	✓	✓	✓	✓	✓	✓	✓
PUSH design cutterbar	✓	✓	✓	✓	✓	✓	✓	✓	✓	✓	✓	✓
PULL design cutterbar	-	Optional	Optional	-	Optional	Optional	Optional	Optional	Optional	-	-	-
CV tine conditioner	-	-	-	-	-	✓	-	✓	-	-	✓	-
CR conditioner (polyurethane rollers)	-	-	-	-	-	-	✓	-	✓	-	-	✓
M-Rolls roller conditioner	-	-	-	-	-	-	✓	-	✓	-	-	Optional
Swath forming	-	-	-	Swath drum	Swath drum	-	-	-	-	Merger auger	-	-

*Generation 3

KRONE EasyCut F – versatile, durable, efficient!

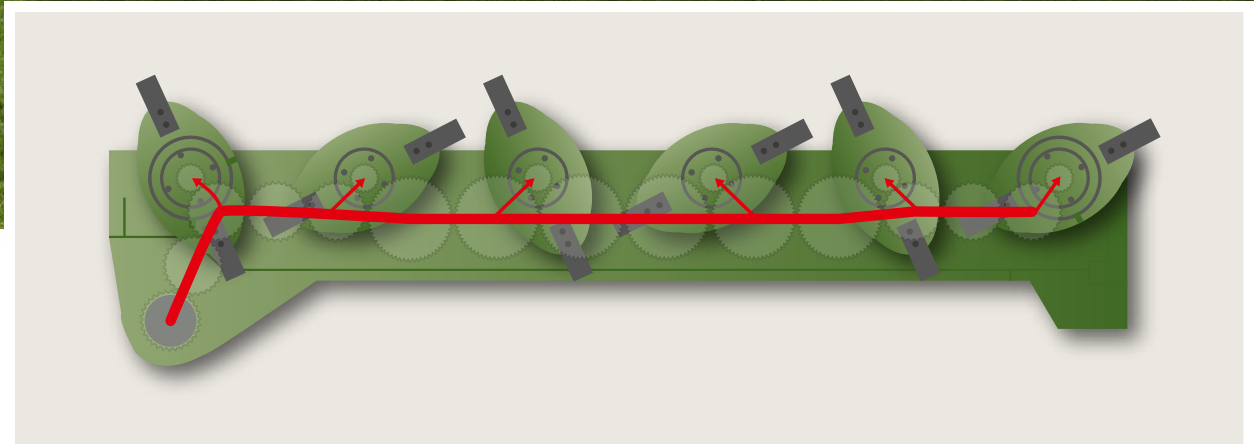
The KRONE cutterbar

Maximum power *at minimum wear*



No inner shoe

The cutterbar is driven by the right-angle gearbox just behind the inner mower drum – for blockage-free operation on headlands and in awkward patches.



The original

The established satellite drives were developed by KRONE and have proven extremely well all over the world for as many as 30 years now. Its massive spur gears with up to 59 teeth transmit the drive power down to the very last disc. The large-diameter gears rotate at reduced speeds, with a higher number of teeth meshing with the neighbouring spur wheels for even quieter running, ultimate efficiency and maximum longevity. The auxiliary gears drive one cutting disc each and as a result are exposed to only minimum loading.





Durable and precise

- **Fully welded cutterbar:**
Robust, sealed and permanently lubricated
- **Durable satellite drives with massive spur wheels:**
Quiet running and superior power transmission
- **No inner shoe**
for trouble-free cutting

The enclosed and fully welded cutterbar meets the highest quality standards and operates dependably and leak-free over many years of hard work. Massive and oil-immersed spur wheels impress by very quiet and reliable running in sustained peak-load operation.

Leak-proof and robust

Using welding robots and CNC technology, KRONE manufactures its cutterbars to the highest quality standards, ensuring they are fully welded and permanently lubricated. After all, the cutterbar is the heart of every disc mower.



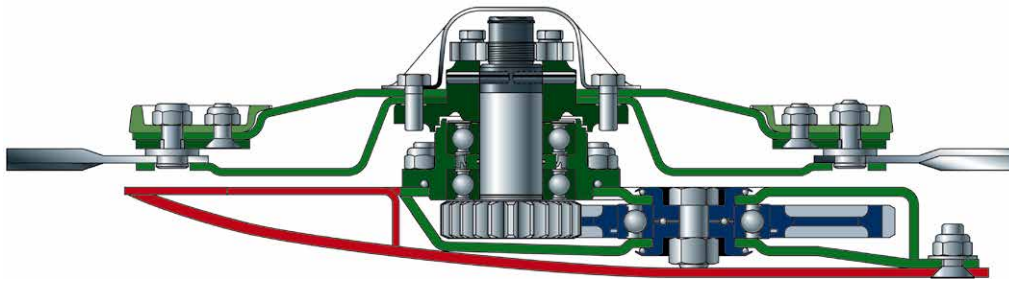
Permanently lubricated

The completely welded cutterbar is maintenance-free and won't leak nor lose shape even in so many years of work. We give it special cleanings throughout the manufacturing process so we can implement permanent lubrication and eliminate the need for oil changes.



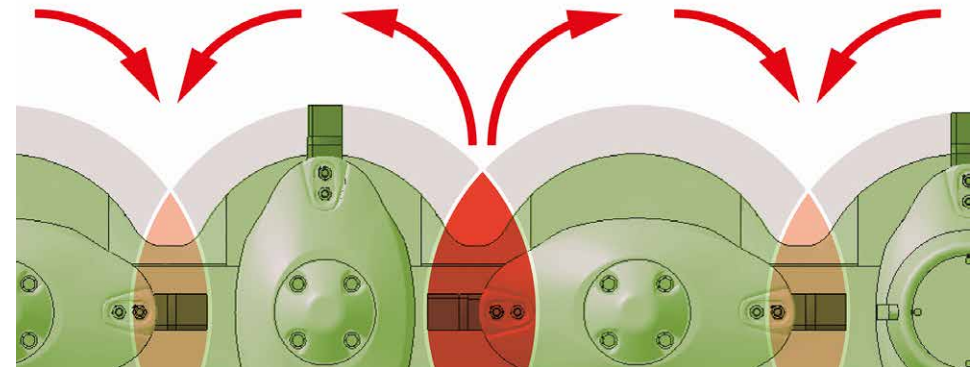
KRONE SmartCut und spreading modes

Clean cuts *and matching spreading or swathing*




Heavy-duty and flexible

The wedge-shaped cutterbar offers many height setting options. The spur wheels run in massive double bearings, allowing the cutterbar to handle extremely high loads.



SmartCut for stripe-free cuts

With some cutting discs rotating alternately in pairs towards each other and others turning away from each other, it was necessary to redesign the degree of blade overlap to ensure cleanest swaths. For stripeless swaths in light and young crops, we have therefore increased blade overlaps on the discs turning outwards (SmartCut). In addition, the blades turning to the rear are set further apart to encourage a smooth flow of large volumes of crop.





KRONE SmartCut

- **The wedge-shaped cutterbar** guarantees clean cuts
- **Robust spur wheel drive** with double bearing and large bearing distance
- **Swathing or wide spreading** as required

The wedge-shaped cutterbar offers great flexibility to adjust through a large range of settings and leave a short stubble in meadows and pastures as well as long stubble in long-stemmed field crops. An EasyCut mower delivers a reliable performance and clean cut.

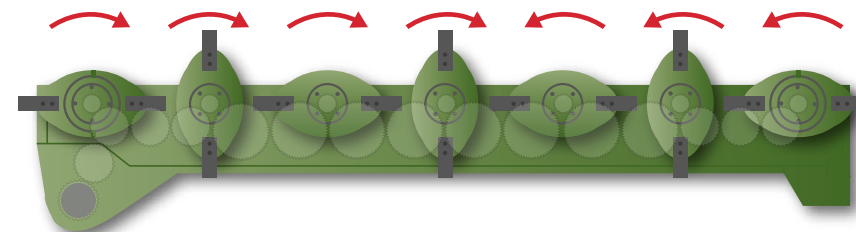


Convenient

The spur wheels are arranged in a forward position and eccentrically inside the bearing housing right under the discs. The small auxiliary spur wheels, including their bearings, are removed from above, the massive ones of the main drive from the side.

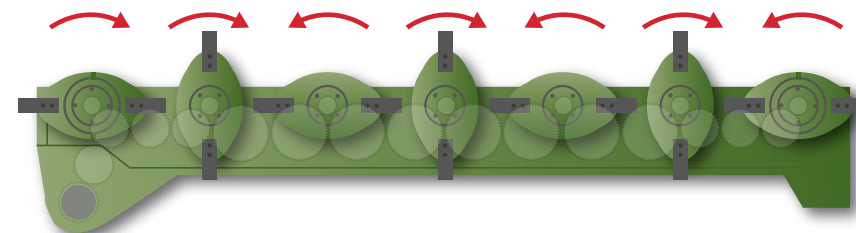
Swathing

Spinning inwards, the discs feed the material to the middle of the machine to avoid tractor wheels running over the cut crops. With discs spinning in the A direction of rotation, EasyCut F 280 and F 320 form one swath.



Wide spreading

With discs spinning in the B direction of rotation, EasyCut spreads the crops across the full cutting width. All discs alternately turn in pairs, spreading the material across the working width for faster and more uniform wilting.



The KRONE quick-change blade system

For the perfect cut - hassle-free



Changing blades in an instant

Quick-change blades are a must for many farmers and contractors. These blades are quick and easy to reverse or replace in situ.



Hovering over the sward

Made from hardened steel, the extra wide sliding skids reduce the bearing pressure and hence offer effective protection of both the cutterbar and the sward. The skids are bolted to the cutterbar so they are easy to replace.



Making higher cuts

High-cut skids are the solution for those who want 80 mm and longer stubble. Depending on how you bolt the skids to the cutterbar, you can increase the cutting height by 30 mm or 50 mm, which is ideal in forage and whole crop silage.



Added protection

We welded curved stops between the sliding skids that protect the cutterbar from damage and also contoured the underside of the stops in such a way that no material can build up here and instead flows smoothly to the rear.






Quick and easy

- **Quick-change blades**
allow operators to swap blades in the field quickly
- **Modular design**
of cutting discs
- **Minimum blade wear:**
360° blade swivel range
- **Excellent cuts from KRONE SmartCut:**
Optimum blade overlap

There are many reasons for choosing an EasyCut disc mower. Just think of the quick-change blades, the inexpensive wear parts and the perfect cutting disc arrangement for stripe-free swaths.



Minimum wear

The blades are free to spin 360-deg. on their pins. They are hard-wearing and self-cleaning, well protected and will not foul with the blades on the neighbouring discs.

Cost saver

Worn blade fixing pins and scrapers are not an issue for KRONE EasyCut, because the modular design of the cutting discs allows you to replace them individually. If you like, you can opt for blade screws instead of pins.

Clean cuts

Blades of 112 mm length orbit with a generous overlap, producing the typically clean cuts and feeding the material to the rear in a consistent flow.

The KRONE SafeCut System

Risk-free mowing



Two-fold protection

Orbiting within the sphere of the cutterbar and never protruding beyond the sliding skids, the EasyCut cutting discs benefit from two-fold protection. Additional protection comes from the standard SafeCut system.



An ideal system

There is no load on the roll pins during operation. The bearing unit is tensioned by a nut and two clamping screws. As a result, the roll pins do not suffer from material fatigue and even after many hours of operation they will break only at their inbuilt response threshold.



Scan for more information!
Simply scan the code to
see this feature in the video!





Focus on safety


- **Full protected drives** for added reliability
- **No collision** with neighbouring cutting discs
- **Wear-free**
- **Quick-change roll pins** for minimum downtime and costs

Colliding discs may cause damage and involve costly repairs. KRONE SafeCut offers a maximum of protection and peace of mind. The award winning system on all EasyCut models offers a unique level of protection and operator comfort. SafeCut is a base specification feature on all EasyCut F disc mower models.



Simply ingenious

Each cutting disc on the cutterbar has its own individual impact protection. When the blade hits an obstacle the shockload is transferred to a roll pin which breaks. As a result, the cutting disc automatically threads 15 mm up on the drive shaft.



Effective and safe

If the system is suddenly overloaded, the impact is not directed to the spur wheels of the cutterbar, instead a roll pin in the sprocket drive shaft shears off. The pinion shaft continues spinning, jacking up the cutting disc in question, moving it out of the danger zone and the orbit of the neighbouring discs. As a result, SafeCut prevents damage to the spur gears and the neighbouring discs. The roll pins can be replaced in just a few minutes and cost next to nothing.

EasyCut F 320 M · F 360 M · F 320

Compact design *with Push-type headstock*



Closer to tractor

The PUSH headstock on the push-type EasyCut F320/360 M and F 320 front mounted mowers is compact by design and offers a reduced weight and length reducing the weight on the front hydraulics.





A clean cutterbar

The sloping deck and the stretched guard cloths prevent ingress of debris and the mower stays clean.



Compact on the road

Although offering a 3.16 m cutting width, the EasyCut F 320 M and F 320 fold into a very compact transport unit. The ends of the side guard fold back to bring the transport width down to 3.00 m. A hydraulic fold mechanism is an option.





Push-type headstock

- **Close attachment to the tractor** and compact on the road
- **Adjustable bearing pressure**
- **Perfect contouring**, three-dimensional pivoting
- **SmartCut and SafeCut cutterbars**

Attaching to the link arms without A-frame, the EasyCut PUSH models are light-weight and compact and have stretched guard cloths. All EasyCut cutterbars are permanently lubricated and feature SmartCut and SafeCut.



Adjustable bearing pressure

Particularly stable, adjustable relief springs ensure optimum bearing pressure of the mower for best contouring and sward protection.



Contouring in direction of travel

The flexible and telescopic top link (option) allows the cutterbar to follow any contour and produce a perfect cut.



Contouring across the direction of travel

Oblong holes for the two lower link pins allow the mower to pivot laterally and follow every contour even in the most difficult terrain, providing best protection to the mower and the sward.

EasyCut F 320 M · F 360 M · F 320

Front mounted mowers *with Pull-type headstock*



Scan for more information!
Simply scan the code to
see this feature in the video!

Compact design

The pulled EasyCut F 320/360 M and F 320 front mounted mowers attach quickly and easily and without A-frame to the tractor linkage. A single-acting hydraulic cylinder that is integrated in the headstock and lifts the mower clear of the ground for smooth headstock turns.

Convenient set-up

The current bearing pressure is shown on the pressure gauge and can be altered hydraulically from the tractor seat for on-the-move adjustment to varying conditions. A lockable ball valve allows operators to carry out up/down and lock/release functions.

Large suspension travel

The mower unit is suspended in its centre of gravity, a design that increases the machine's up/down travel by up to 18° and guarantees the sward is not damaged in undulating terrain. When hitting an object, the mower unit breaks back and to the rear without altering its cutting height.





Trailed Pull-type headstock

- **For standard-fit hydraulic mower relief**
- **Convenient bearing pressure adjustment** from the cabin
- **Perfect contouring** from generous up- and rearward travel
- **Front guards open wide** for convenient maintenance

KRONE front mounted mowers with pulled cutterbar are the perfect machines to cut extremely undulating terrain. Whether cutting flat or hilly land, they stand out for their enormous agility and generous up- and rearward travel due to their pulled suspension.

Protected from contamination

The sloping deck collects less material and the spring-tensioned dirt cloth stays cleaner. Canvas curtains won't rust, save weight, protect the cutterbar and enhance the mower's ability to follow the ground contours.



Plenty of room

The front guard opens up wide for convenient servicing and blade replacement. An integral drawer stores the spare blades right on the machine.



In best shape

The EasyCut F 320 PUSH and PULL models have two massive and powered swath drums that produce a uniform swath for the tractor to straddle it. By comparison, the F 320 M / F 360 M PUSH and PULL spread the material across the full work width for more uniform wilting and reduced machine weight.



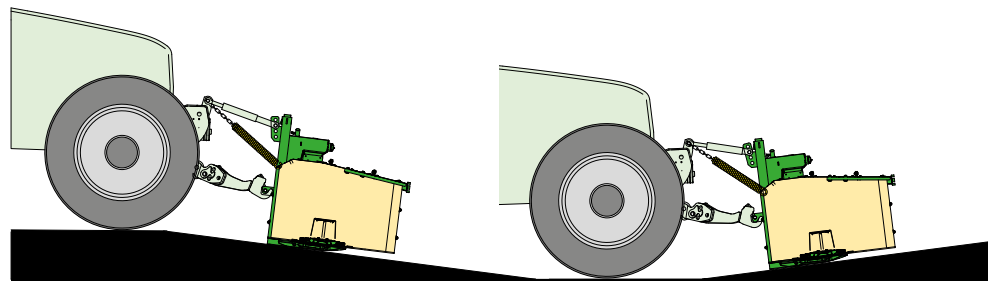
EasyCut F 280 M · F 320 M · F 360 M

Lightweight *and compact*

Light pulling on mountain fields

- **Ideally suited for compact tractors**
in mountain regions
- **Lightweight machines**
reduce the load on the front axle
- **Compact design**
for good handling
- **Centre-of-gravity mounting**
and pivot support

The front mounted 2.73 m EasyCut F 280 M, the 3.16 m F 320 M, and the 3.60 m F 360 M mowers from KRONE are the ideal mowers for mountain fields, boasting a compact design, a centre of gravity close to the tractor, a perfect cut on steep slopes and good attachment options for light-weight and compact mountain tractors.



Contouring perfectly

The push-type suspension design offers generous vertical travel and combines it with long sliding skids and a telescopic top link to provide optimum ground hugging in any direction. The extremely small gap between the tractor wheels and the cutterbar reduces the pivoting range, increases universal shaft longevity and enhances visibility.



Suspension for the PUSH version

Adjusting the bearing pressure is easy by setting pins and adjusting the chains that alter the spring tension via the perforated bars. A telescopic top link is an option for even better contouring in undulating terrain.





Large suspension travel

30 cm vertical travel on either end of the machine allows EasyCut F 280, F 320 M and F 360 M to give clean cuts in undulating terrain while protecting the sward.



Centre-of-gravity suspension

The front mounted mowers EasyCut F 280 M, F 320 M and F 360 M are not suspended in their mid-point but in their centre of gravity – a design that distributes the pressure uniformly across the entire work width and leads to cleanest swaths.

EasyCut F 280 M • F 320 M • F 360 M

Mowing light



Superior speed stability

Drive power flows through a frictional direct drive of shafts and gearboxes, a system that warrants an efficient transfer of power from the tractor down to the cutterbar – even in difficult conditions.



Central swathing

The cutting discs and drums rotating towards the middle (A direction of rotation) feed the crop in a consistent flow to the middle forming a central swath which offers the best setting for further processing.



The ideal spec for slopes

Two optional mower drums of medium height help ensure a uniform crop flow when working on steep slopes and even across the slope.



Compact and powerful

- **Robust headstock pivot support**
– with a single rotation axis
- **Plenty of clear space**
- **Universal shaft driveline**
for frictional connections
- **No hydraulic connections**
required
- **Two optional mower drums**
for work on slopes

Light in weight (500 kg +), the EasyCut M front mounted mowers perform effectively in any type of terrain. No hydraulic connection required. Attachment and removal is quick and easy. The cutterbar is suspended right behind the outer drums – an ideal design that ensures a uniform crop flow.



Compact on the road

The side guards on the EasyCut F 280 M and F 320 M front mounted mowers fold back to bring the transport width down to 3.00 m. Hydraulic folding available as an option. With a transport width of 3.45 m, the EasyCut 360 M is intended for export markets.

EasyCut F 280 · F 320

With powered swath flap extensions



Active swath drums

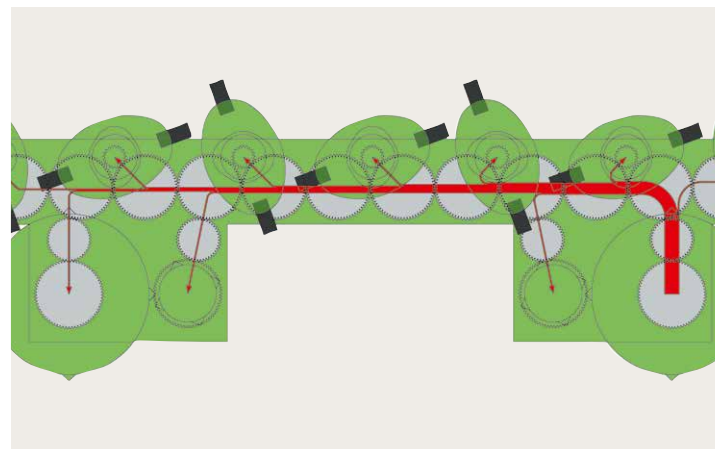
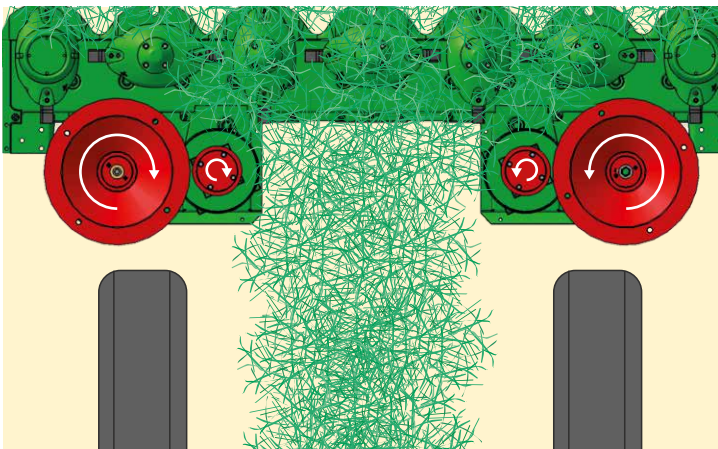
All cutting discs on EasyCut F 280 and F 320 spin inwards, feeding the material to the middle and forming the swath. The powered swath drums feed the crop flow to the rear for a perfect swath - even on slopes.

Perfect cuts, smooth running

The use of massive spur wheels in the main drive translates into quiet running and great efficiency. The smaller auxiliary spur wheels drive only one disc each. The drive wheels that drive the swath drums are powered by the spur wheels in the main drive.

Smooth operation

The drive power flows down a kraft-band that is tensioned automatically and enters the cutterbar through a right-angle gearbox and the swath drum. The freewheel is integrated in the universal shaft as a standard.





Cleanest sweeps

- **Powered swath drums**
present the swath between the tractor wheels
- **Uniform swath presentation**
- **Continuous crop flow**

The KRONE EasyCut F 280 and F 320 stand out for their massive swath drums which mount behind the cutting discs on either end of the cutterbar. Driven from within the cutterbar, they provide a consistent flow of crop to the centre of the machine so that the tractor wheels will not run on the fluffy swath and the harvester will pick up the material without losses.



Narrow swathing

The EasyCut F 320 with low swath drums can have the existing hats topped by extensions as an option. The bolted extensions reduce the swath by approx. 40 cm so narrow tractors can straddle it.



Spreading the material across the work width

EasyCut F 320 has high and low drums distributing the material across the work width – forming an ideal combination with rear mounted mowers that spread the material across the work width.



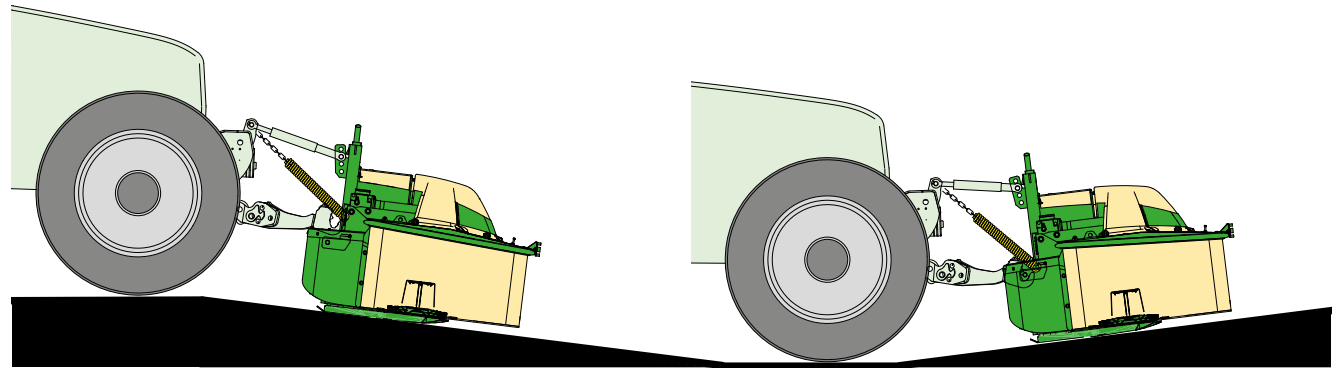
EasyCut F 280 · F 320

With push-type headstock



Adjustable bearing pressure

The bearing pressure is controlled via the perforated bars by refitting the chains and the pins that hold the tension springs in place. After all, an optimum bearing pressure is fundamental for consistent cuts and high acreage output. Chains on the inside of the springs protect these from overexpanding.



Adapting all the time

The EasyCut F 280 and F 320 follow any ground contour axially and transversely. Their push-type configuration gives them an immense pivoting range and plenty of clear space all round, which is ideal in extremely undulating terrain. Compact by design and offering an excellent visibility, they offer great operator comfort in the field and in road transport. Mounted close to the tractor, they minimise vertical travel of the lower link and reduce wear on the universal shaft.



Convenient and compact

- A compact combination
- Generous pivoting range
- Optional telescopic top link
- No hydraulic connections
- Ideal when combined with EasyCut B mower

The front mounted KRONE mowers stand out for easy handling, a straightforward design and superior functionality. The pushed version is compact in size and low in weight. Suspended by a pivoting support in its centre of gravity and close to the tractor's front wheels, the unit benefits from very little travel for perfect cuts, uncontaminated forage and fast regrowth.



Greater agility

The flexible and telescopic top link (option) allows the cutterbar to follow any contour and maintain a uniform cutting height.

Gentle on the sward

The large supporting surface gives best contouring and height control even in difficult terrain. The low bearing pressure makes floating even easier to avoid any scuffing.



EasyCut F 280 · F 320

With push-type headstock



A good follower

Pivoting through a large 40 cm range, these disc mowers follow any ground contour, produce clean forage and leave a healthy sward.



Convenient and automatic


Integral tension springs suspend the mower horizontally when lifted out of work. The hydraulic damper absorbs lateral vibrations and enhances operator comfort.



Great protection

The front and side covers have rubber bumper strips that protect them from damage and retain the value of the mower.





Centre-of-gravity suspension

Cutting at a uniform bearing pressure across the full work width, the EasyCut F 280 and EasyCut F 320 front mounted mowers suffer less wear, operate smoothly and leave perfect cuts.



Fold-up side guards

The side guard ends on the KRONE EasyCut F 280 and EasyCut F 320 front mounted mowers fold back to bring the machine's transport width down to 3.00 m. The hydraulic side guards are options and require a double hydraulic connection.

Safe road travel

Lighting system and warning panels are an option on EasyCut F 280 and F 320. The two front mounted mowers are supplied with standardised insert pockets that are suitable third-party lighting systems as well.



The KRONE conditioner with V-shaped steel tines

EasyCut F with CV tine conditioner



Firm grip on the crop

The v-shaped tines are made from hardened steel and mount at a steep angle, treating the forage intensively and powerfully. The tines pivot to the rear when hitting a foreign object whereas forward pivoting is restricted to increase the service life of the bolts.



Swathing or wide spreading

The machine offers both. Set the swathing width by adjusting the swath flap extensions. Optional deflector sheets ensure a consistent and uniform distribution of the crop across the full work width.

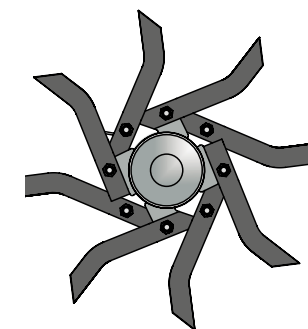




V-shaped steel tines

- **CV conditioners** – for short wilting times
- **Easy and quick operation**
- **Optional deflector sheets** spread the material across the full width
- **Infinitely variable swath widths**
- **Manual gearbox**
Adjustable degree of conditioning

The **KRONE CV rotor** with V-shaped and grippy steel tines spreads the crop at the full working width of the cutterbar. Its massive 64 cm diameter and the helical arrangement of the tines warrant a continuous crop flow, high throughputs and superior conditioning.



600 or 900 rpm

The CV conditioner has 'two-in-one' pulleys that offer two speeds. Using the quick-change blade tool, you can easily slacken and replace the belt.



Adjustable chequer sheet

This lever in the multi-step gate varies the gap between the tines and the chequer sheet. As you reduce the gap you increase the intensity of conditioning.

Scan for more information!
Scan the code and take a detailed look at this conditioner in our feature video.



The KRONE CR roller conditioners

EasyCut F with CR roller conditioner (polyurethane rollers or M-Rolls)



Spring suspension

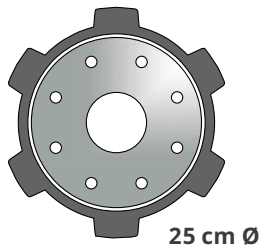
The top roller suspends from a spring which ensures a continuous crop flow in inconsistent growth and allows foreign objects to pass the system trouble-free. Thanks to a stepless adjustment system, the operator adapts the gap and pressure steplessly to current yields.

Full frictional connections

The conditioning rollers are driven by gearboxes. The box that drives the bottom squeeze roller is integrated in the gearbox that powers the cutterbar.

Full-width application

The full-width CR rollers ensure a uniform conditioning effect across the entire working width. And the rubber coating ensures maximum longevity. The intermeshing surfaces of the large squeeze rollers give intensive but gentle conditioning whilst avoiding losses.



25 cm Ø

250 mm diameter

The large-diameter CR conditioner rollers deliver a smooth and consistent flow of crop and have a low power input.



CR roller conditioner –

- **Consistent crop flow**
by 25 cm diameter rollers
- **High throughput**
from powered squeeze rollers
- **Top quality**
from profiled rollers – thanks to their grip effect
- **Choice of roller conditioners** –
polyurethane rollers or steel M-Rolls

Leafy crops like lucerne or clovers require a different type of conditioning than crops that are predominantly grass. The CR roller conditioners give particularly gentle treatment, leaving the delicate leaves intact which are so rich in protein and safeguarding the value of the feed. Spreading the crop will speed up wilting.



Scan for more information!
Simply scan the code to
discover this conditioner in the video.



KRONE CR
Roller conditioner
Polyurethane




KRONE CR
Roller conditioner
M-Rolls




Two drives for double power

The top roller of the M-Rolls is driven by a separate gearbox on the right end of the cutterbar which synchronizes the speed of the top and bottom rollers, bracing you for wet and heavy crops.



25 cm Ø



Perfect conditioning from profiled M-Rolls

The counter-rotating M-Rolls mesh to crush the material and yet leave a sufficiently wide gap for the material to pass through. The result is a uniform conditioning quality for uniform wilting and no rolling losses – the perfect system for lucerne, for example.

EasyCut F 320 CV und F 320 CR

High efficiency, *clean cuts!*



Pushed or pulled

With no A-frame required, there is plenty of space around the headstock. The pushed design makes for a very compact machine, reduces weight and is gentler on the turf. The transverse pivoting action is provided by the tractor's lower link. The pulled variant has the suspension springs integrated in the cutterbar's suspension system. The bearing pressure of the two springs is controlled from one adjusting spindle.



Better road safety

A CCTV camera system is an option for all models that are coupled without A-frame. The system is DLG certified and offers two views on the same screen for improved visibility in awkward situations. For example, narrow field gates are now easily managed without a helper. The package comprises two cameras, the display screen and the necessary wiring.

Mowing technology which inspires

- Working width: 3.16 m
- With PUSH-type or PULL-type cutterbar
- Intensive conditioning
Choose between aggressive steel tines or chevron-profiled squeeze rollers

The front mounted mowers F 320 CV with tine conditioner and F 320 CR with roller conditioner are specialists that warrant high-quality forage. Featuring either a large 64 cm diameter tined rotor or two 25 cm squeeze rollers, these mowers are the pros that deliver high-quality forage and best conditioning even in high-yielding crops.



Large suspension travel

The pulled headstock design allows the mower to break back and up through a larger angle, hence making it more suitable for operation in rolling land.



Plenty of ground clearance

The pulled headstock has a hydraulic cylinder that raises the mower extra high, providing plenty of ground clearance in any type of terrain. This means there is plenty of clearance for butterfly combinations to handle high-volume swaths on the headland.



Narrow in transport

Each end of the side guards can be folded back to bring transport width down to 3 m. This can also be done hydraulically from the tractor as an option.



EasyCut F 360 CV und F 360 CR

For perfect forage harvesting



Spring relief

Centrally adjustable relief springs via a spindle optimise the bearing pressure and make for perfect cuts. The suspension springs are integrated in the linkage, a design that eliminates the need for attaching and removing them when attaching/removing the machine.

Trailed models

The KRONE EasyCut F 360 CV and CR front mounted mowers can have a pull-type suspension. This allows the mower to break back and up for added protection from foreign objects.

Large suspension travel

The pull-type configuration gives the mower more than 30 cm transverse travel for cleanest cuts also in undulating fields.

Plenty of ground clearance

The pulled model has an integral hydraulic cylinder that provides plenty of ground clearance when the machine is being lifted out on the headland or when working in rough terrain. You can increase the lift by raising the tractor lower link to master even the most difficult situations.





Precise and efficient

- **3.60 m work width, 3.45 m transport width**
- **Intensive conditioning**
Choose between aggressive steel tines or chevron-profiled squeeze rollers
- **With Push- or Pull-type cutterbar**

The KRONE EasyCut F 360 CV and CR front mounted mowers can have a pushed or pulled cutterbar. Working at a width of 3.60 m, the machine suits wide tractors with oversize tyres. More generous overlaps within the combination result in clean cuts on slopes and in curves and make for larger work widths in general.



Pushed

The floating EasyCut F 360 CV and F 360 CR in pushed configuration are compact and slim machines that provide excellent visibility. These machines impress by a low dead weight and cleanest cuts.



Floating

Adjustable relief springs optimise the bearing pressure and allow the cutterbar to float. A telescopic top link (option) is available to deliver perfect cuts in undulating terrain.



Strong

Powerful tractors and massive equipment call for strong and sturdy coupling hardware. This heavy-duty three-point headstock withstands high machine weights and strains and offers fast and easy attachment/removal.



EasyCut F 400 Fold and F 400 CV Fold

The mower *with the foldable cutterbar*



Scan for more information!
Scan the code and take a detailed look at the new mower in our feature video.

Fold – the foldable cutterbar

- **The first foldable cutterbar** on the market
- **4.04 m working width** and yet less than 3 m transport width
- **Maximum overlap** and high efficiency
- **Hydraulic relief is as a standard feature**
- **EasyCut F 400 Fold** with merger auger as standard equipment
- **EasyCut F 400 CV Fold** with tine conditioner

This first foldable cutterbar on the market is awarded the DLG Silver Medal at Agritechnica 2019. The KRONE development translates into maximum efficiency, maximum overlaps and maximum road safety. Directly from the tractor cabin, the operator activates a hydraulic slewing gear and swings the ends in front of the cutterbar. The EasyCut F 400 Fold is available either with V-shaped steel tines as tine conditioner, or with merger auger.

New headstock and a taut curtain

Coupling directly to the lower links of the tractor, the new KRONE headstock does without an A-frame. The hydraulic relief is integrated in the lifting mechanism so that only one single-acting and one double-acting control unit are required. The side guard cloths and the foldable mower drums are sequence controlled from the convenience of the cabin.



Take advantage of our Fold cutterbar model and enjoy a new level of efficiency and overlap. Especially when combined with EasyCut Butterfly mowers, this innovative cutterbar helps maximize your acreage output at stripe-free swaths.





Road safety

To prepare the machine for road travel, the two mower drums on either side swing behind the tractor wheels. The hydraulic slewing gear is controlled automatically from the tractor cabin. Transport width: under three metres.

Convenient for operators

The EasyCut F 400 CV Fold and the EasyCut F 400 Fold have hydraulic side guards as standard. From the convenience of his seat, the operator controls the position of the cutterbars and the sequential position of the side guards via a double-acting control unit.

Best adaptation to the ground

The hydraulic mower relief and the new headstock provide more than 1 m up/down travel and perfect contouring.

Maximum overlap

The EasyCut F 400 Fold shows its strengths especially in combination with KRONE butterfly mowers: Strip-free mowing on difficult field layouts and slopes.



EasyCut F 400 Fold and F 400 CV Fold

With CV conditioner or merger auger



Continuous conditioning intensity

The CV conditioner speed is set either by refitting a pin or steplessly by operating a spindle. This adjusts the chequer sheet depending on crop requirements.



Accurate spreading

The swath flap extensions comprised as a standard allow for formation of an accurate central swath. For wide spreading of the grass, the cutterbars can be parked in a special position at the machine for maximum flexibility.



Robust

The EasyCut F 400 CV Fold conditioner is equipped with durable V-shaped steel tines of robust design. The hard-wearing V-shaped steel tines can move out of the way of obstacles to reduce wear.



Conditioner or merger auger

- **EasyCut F 400 CV Fold**
with tine conditioner
- **EasyCut F 400 Fold**
with merger auger as standard equipment
- **4 m working width and 3 m transport width**
- **Merger auger with 45 mm diameter**
- **Steplessly adjustable conditioning intensity**
- **Clean forage**
thanks to swath flap extensions and parking position at the machine

The EasyCut F 400 Fold is available in two variants: with CV conditioner or merger auger. With its impressive 4 metre working width, the EasyCut F 400 Fold is extremely efficient and powerful. The narrow transport width of only 3 metres ensures great manoeuvrability at narrow bends.



The CV conditioner offers optimum conditioning of the crops, shortening the time the crops lie in the field and increasing the foraging quality.




The EasyCut F 400 Fold with merger auger

KRONE's innovative EasyCut F 400 Fold with merger auger sets new standards in forage harvesting. Depositing evenly formed swaths, the mower allows for efficient crop harvesting. A working width of more than four metres guarantees maximum efficiency – with a transport width of three metres made possible by the patented foldable cutterbar. Thus ensures excellent manoeuvrability for example when driving through cramped gates or unloading onto narrow forage tables.



Advantages of the auger

The merger auger of KRONE's EasyCut F 400 Fold mower offers multiple advantages for forage harvesting: variable swath width, maximum forage quality and strip-free mowing thanks to great overlap. Combining it with other mower, e.g. the EasyCut B or EasyCut R models, allows for maximum overlap when driving around curves and working on slopes.



NEW

EasyCut F 400 CR

CR conditioner or M-Rolls

Perfect conditioning

- Rigid cutterbar
- Perfect swathing between the tractor tyres
- Optional: hydraulically folding side guards
- Equipped with CR conditioner rollers as a standard
KRUNE M-Rolls as an option
- Maximum acreage output
- Maximum efficiency
when combined with other KRUNE EasyCut mowers

The KRUNE EasyCut F 400 CR mower with CR- or M-Roll conditioner rollers ensure perfect conditioning of the crops. Choose the hydraulically foldable guards on the sides (available as an option) for even more convenience.



EasyCut F 400 CR

The KRUNE front mounted mower EasyCut F 400 CR is equipped with a rigid cutterbar and CR conditioner rollers as a standard. The intermeshing of the rollers gives intensive but gentle conditioning whilst avoiding losses. The EasyCut F 400 CR is particularly well suited large-scale cultivation of lucerne, to be found for example in the USA or Australia. For optimum conditioning of the crops under all conditions, the EasyCut F 400 CR can be equipped either with CR- or M-Roll conditioner rollers.





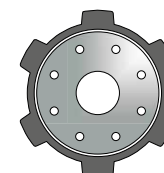

Added operator comfort

The hydraulically foldable side guards available as an option can be conveniently controlled from the cabin.



Maximum acreage output

The EasyCut F 400 CR mower offers a generous working width of 4 metres. To make best use of the full width, it can be combined with the EasyCut B 1000 CR, for example, to achieve an overcut of 57 cm per side. This ensures strip-free mowing under all conditions. With a transport width of only 3 metres, the mower is extremely agile, making it easier to manoeuvre on narrow roads and in the farm yard.



KRONE Fresh Matter Express

EasyCut F 400 CV Fold and MX 330 GD



MX 330 GD with cross conveyor belt

The feeding unit discharges the feed on to small and large any feed passages in no time. Mounted cleverly at the tailgate, the discharge belt enables owners to use the MX for feeding fresh grass directly to the cows.



EasyCut F 400 CV Fold

The combination goes into narrow buildings and feed passages thanks to the patented slewing gear which allows the wide mower to be folded into a narrow unit.





Dairy farmers are looking into the potential of fresh grass for increasing milk yields from the basic ration. In view of rising silage storage costs, hay milk production programmes and further aspects fresh mass is being viewed from a different angle today. This new approach is supported by KRONE who offers the ideal machines that help you cut and feed highly valuable fodder every day. Combining the EasyCut F 400 CV Fold mower with the MX 330 GD forage wagon makes a powerful punch.

KRONE Fresh Matter Express

EasyCut F 400 Fold and RX 400 GD





The perfect combination of KRONE machines:
 The EasyCut F 400 Fold front mounted mower with merger auger and the loading and forage transport wagon RX with 40 m³ loading volume constitute the KRONE Fresh Matter-Express, which stands for maximum efficiency and unsurpassed forage quality.



In best shape

The merger auger deposits the crops in a compact, evenly shaped swath. This not only provided for quick, efficient harvesting but also ensures improved forage quality.



Fresh on the forage table

Immediately after depositing, the loading and forage transport wagon picks up the swaths cleanly and evenly before placing them loss-free on the forage table via the cross conveyor belt available ex works.



Convenient handling

The foldable cutterbar of the KRONE EasyCut F 400 Fold makes working in cramped locations with bad visibility easier. Its transport width of less than 3 m ensures perfect handling, particularly when depositing the forage on narrow tables.

KRONE SmartConnect Solar

Autonomous telemetry unit *networks all machines*

KRONE SmartConnect Solar

- Autonomous telemetry unit thanks to solar panel and rechargeable battery
- Automatic data acquisition in real time
- Data transmission to KRONE Smart Telematics and agrirouter
- Can be used flexibly on all machines (regardless of the manufacturer)
- Especially for machines without own electronics as well as rental machines

The KRONE SmartConnect Solar telemetry unit is completely autonomous thanks to the solar panel and rechargeable battery. This means that the box can be used flexibly on all machines, regardless of the manufacturer. The following data is sent by the SmartConnect Solar in real time: the position, the speed, active and inactive operating hours, the distance travelled, the working and transport position, the number of loads or the worked area and the charge status of the rechargeable battery. The machine data is recorded in real time and automatically transmitted to KRONE SmartTelematics or the agrirouter.



Universally applicable

With this autonomous telemetry unit, even simple machines such as mowers, tedders, rakes and other implements without their own electronics can be integrated into a digital data management system.

Use on rental machines

As the KRONE SmartConnect Solar has an autonomous power supply and can be mounted regardless of the manufacturer, it is ideal for use on rental machines. In this way, you always know where your rented machine is. The precisely documented working hours and acreage output enable transparent and accurate invoicing of the rental machines.

Integrated position sensor

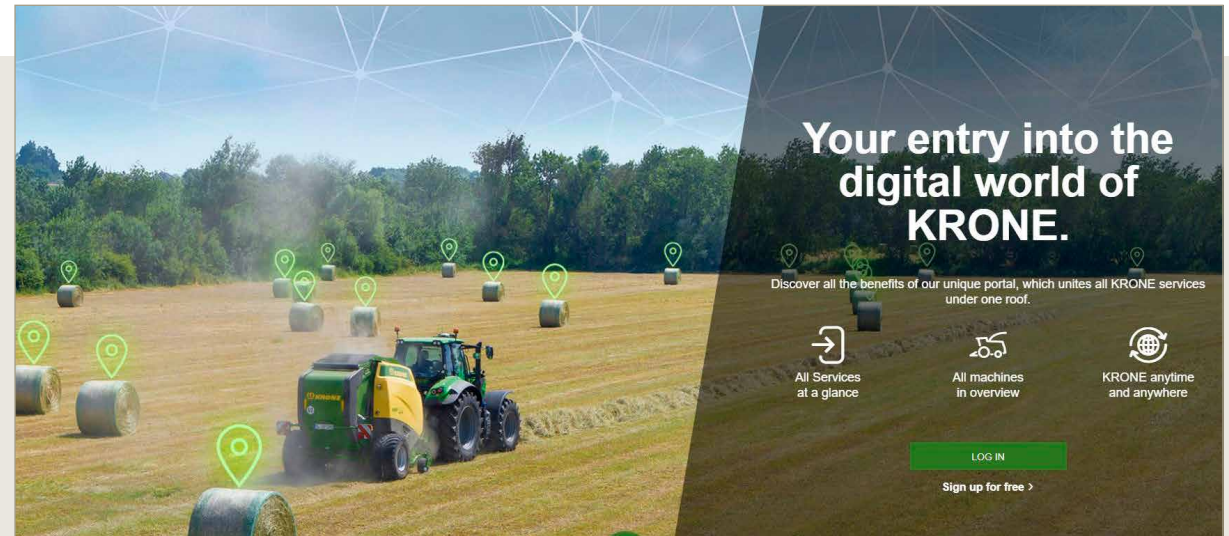
The position sensor can detect the working position (active) and transport position (inactive) by the alignment of the SmartConnect Solar. With a stored working width, the SmartConnect Solar can also be used as a hectare counter. Alternatively, it is possible to record the loads on transport vehicles by opening/closing the tailgate.

mykrone.green

Would you like to have all your **KRONE** machines and all **KRONE** services listed at a glance? No problem, the solution is simple! Create your personal account at **mykrone.green** and benefit from a new approach that makes you more efficient and organised.

How does it work?

At the bottom of this page you find some of the few pillars that form part of the **KRONE** world, but of course these are not all. If you would like more information, please contact your sales partner or us directly – we will be happy to offer advice!



E-SOLUTIONS

Would you like to opt into **KRONE Section Control** or extra engine performance or a special software solution? And preferably instantly? No problem with the E-Solution Shop! With a simple click of your mouse, you can opt into an extra machine feature on conditions that work best for your farm!



SMART TELEMATICS

KRONE SmartTelematics for fleet managers to access and 'read' a machine, keeping them on top of what's going on in the harvest chain without having to make a single phone call. Tractor drivers in the harvest fleet know exactly where the forage harvester is.



TRAINING

Qualification and continuous training of drivers and service staff are the pillars of your success in a world where customer demands increase and technology advances.



PARTS SHOP

The only way to maintain the top quality of your machine is to obtain parts from the original manufacturer. Research and order your **KRONE original spare parts** easily with the help of our dealers' Parts Shop.



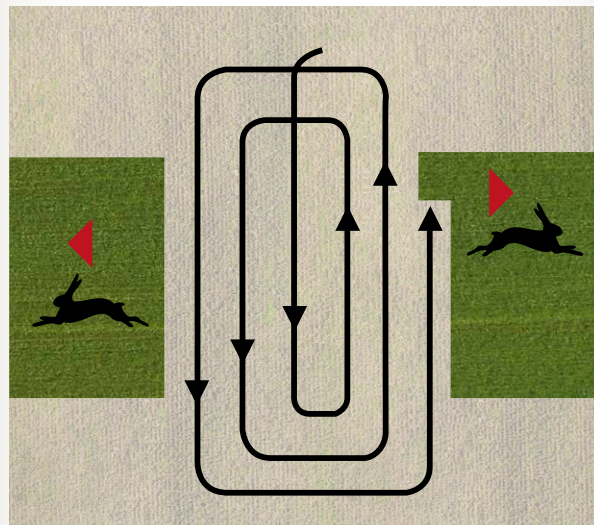
Wildlife protection

During the breeding and sowing season

Join in and let's take preventive measures!

There are many different approaches to protect local wildlife and reap a high-quality forage feed. The Hubertus siren for game rescue may contribute to initial deterrence but it will never replace communication between farmers, contractors and hunters, as searching the areas is indispensable. Applying the proper mowing strategy is also of key importance.

Mowing strategy



My 'First Cut' check list

- Hunters informed on the cutting date ✓
- Field inspected for fawns and nests ✓
- Hubertus wildlife warning system used ✓ 
- Proper mowing strategy in place ✓ (inside out)



Technical data



Front mountd mowers		EasyCut F 280 M	EasyCut F 320 M		EasyCut F 360 M		EasyCut F 280	EasyCut F 320	
Work width	approx. m	2.73 (8'12")	3.16 (10'4")	3.16 (10'4")	3.60 (11'10")	3.60 (11'10")	2.71 (8'11")	3.14 (10'4")	3.14 (10'4")
Transport width	approx. m	2.56 (8'5")	3.00 (9'10")	3.00 (9'10")	3.45 (11'4")	3.45 (11'4")	2.56 (8'5")	3.00 (9'10")	3.00 (9'10")
PUSH design cutterbar		Standard	Standard	Standard*	Standard	Standard*	Standard	Standard	Standard*
PULL design cutterbar		-	-	Option**	-	Option**	-	-	Option**
Optional cutting discs	Number	4 / 2 opt.	5 / 2 opt.	5	6 / 4 opt.	6	4	5	5
Mower drums	Number	2 / 4 opt.	2 / 4 opt.	2	2 / 4 opt.	2	2	2	2
Swath drums	Number	-	-	-	-	-	2	2 / 4 opt.	2
SafeCut		Standard	Standard	Standard	Standard	Standard	Standard	Standard	Standard
Swath width from 2 swath drums	approx. m	-	-	-	-	-	1.10 (3'7")	1.40 (4'7")	1.40 (4'7")
Swath width from 4 swath drums	approx. m	-	-	-	-	-	-	1.10 (3'7")	-
PTO speed	rpm	1,000	1,000	1,000	1,000	1,000	1,000	1,000	1,000
Dead weight (PUSH)	approx. kg (lbs)	630 (1,389)	680 (1,499)	680 (1,499)	680 (1,499)	760 (1,676)	740 (1,631)	860 (1,896)	800 (1,764)
Dead weight (PULL)	approx. kg (lbs)	-	-	840 (1,852)	-	920 (2,028)	-	-	960 (2,116)
Tractor power	kW / hp	40/55	48/65	48/65	54/75	51/70	44/60	51/70	51/70
Acreege ouput	approx. ha/h	3.0-3.5 (7.4 - 8.6)	3.5-4.0 (8.6 - 9.9)	3.5-4 (8.6 - 9.9)	4.0-4.5 (9.9 - 11.1)	4.0-4.5 (9.9 - 11.1)	3.0-3.5 (7.4 - 8.6)	3.5-4.0 (8.6 - 9.9)	3.5-4.0 (8.6 - 9.9)
Hydr. side guards (1 extra da spool required)		-	Optional	Optional	Optional	Optional	Optional	Optional	Optional

*PUSH version **PULL version


NEW
NEW
NEW

Front mounted mowers with conditioner		EasyCut F 320 CV	EasyCut F 320 CR	EasyCut F 360 CV	EasyCut F 360 CR	EasyCut F 400 Fold	EasyCut F 400 CV Fold	EasyCut F 400 CR
Work width	approx. m	3.16 (10'4")	3.16 (10'4")	3.60 (11'10")	3.60 (11'10")	4.04 (13'3")	4.04 (13'3")	4.04 (13'3")
Transport width	approx. m	3.00 (9'10")	3.00 (9'10")	3.45 (11'4")	3.45 (11'4")	3.00 (9'10")	3.00 (9'10")	3.90 (9'10")
PUSH design cutterbar		Standard	Standard	Standard	Standard	Standard	Standard	Standard
PULL design cutterbar		Optional	Optional	Optional	Optional	-	-	-
No. of cutting discs		5	5	6	6	5	5	5
No. of mower drums		2	2	2	2	4	4	4
SafeCut		Standard	Standard	Standard	Standard	Standard	Standard	Standard
Swath width	approx. m	1.30 - 2.70 (4'3" - 8'10")	1.30 - 2.70 (4'3" - 8'10")	1.60 - 3.00 (5'3" - 9'10")	1.60 - 3.00 (5'3" - 9'10")	1.30 - 2.70 (4'3" - 8'10")	1.30 - 2.70 (4'3" - 8'10")	1.30 - 2.70 (4'3" - 8'10")
CV tine conditioner		Standard	-	Standard	-	-	Standard	-
Manual gearbox for CV conditioner	600 or 900 rpm	Standard	-	Standard	-	Standard	Standard	-
Roller conditioner		-	Standard	-	Standard	-	-	Standard
Top roller drive		-	Optional	-	Optional	-	-	Optional
Broad distribution deflector sheets		Optional	Optional	Optional	-	-	-	-
PTO speed	rpm	1,000	1,000	1,000	1,000	1,000	1,000	1,000
Dead weight (PUSH)	approx. kg (lbs)	1,280 (2,822)	1,300 (2,866)	1,380 (3,042)	1,400 (3,086)	1,750 (3,860)	1,750 (3,860)	1,750 (3,860)
Dead weight (PULL)	approx. kg (lbs)	1,460 (3,219)	1,480 (3,263)	1,560 (3,439)	1,580 (3,480)	-	-	-
Tractor power	kW / hp	59 / 80	59 / 80	66 / 90	66 / 90	74 / 100	74 / 100	74 / 100
Hydraulic bearing pressure control		Option (1 x sa)	-	-	-	Standard (1 x sa)	Standard (1 x sa)	Standard (1 x sa)
Hydraulic side guard folding		Option (1 x da)	Option (1 x da)	Option (1 x da)	Option (1 x da)	Standard (1 x da)	Standard (1 x da)	Option (1 x da)
Acreeage ouput	approx. ha/h	3.5 - 4.0 (8.6 - 9.9)	3.5 - 4.0 (8.6 - 9.9)	4.0 - 4.5 (9.9 - 11.1)	4.0 - 4.5 (9.9 - 11.1)	4.0 - 5.0 (9.9 - 12.4)	4.0 - 5.0 (9.9 - 12.4)	4.0 - 5.0 (9.9 - 12.4)



