



Comprima

Round balers
Combination baler and wrappers





Comprima

Round balers and
combination baler
wrappers

- The all-rounder for any type of crops
- Select from 3 different press connector systems
- Fixed chamber was a convincingly simple design
- Semi-variable for maximum flexibility
- Fully variable for baling all bale sizes
- Also available as a combination bale wrapper
- **NovoGrip** slat and belt conveyor, the turning and compaction system for all crops



- Camless **EasyFlow** pick-up with w-lined tines
- Available with feed rotor or cutting system (17 or 26 blades)
- High throughputs from a massive cut-and-feed rotor
- Available with net wrap or peripheral film wrap system
- Easy and fast servicing



Comprima – developed by KRONE for a long service life also under harsh operating conditions.

The Comprima with fixed chamber	4
The Comprima with semi-variable bale chamber	6
The Comprima with variable bale chamber	8
The bale chambers	10
The hitch options and the running gears	12
The EasyFlow pick-up	14
The feed rotor	
The XCut cutting unit	16
The NovoGrip slat and belt conveyor	20
The tying unit	22
The wrapping system	24
Ease of servicing	26
The operator terminals	28
The KRONE nets, twines and films	30
Technical data	32



The Comprima **with fixed chamber**

- **The round baler** – Comprima F 125
- **The round baler with cutting system** – Comprima F 125 XC
- **Practical** – 1.25 m bale diameter
- **Reliable and simple** – clutter-free build, enormous stability
- **Sharp** – XCut cutting unit

The KRONE fixed-chamber round balers Comprima F 125 and F 125 XC convince with their simple, clear-cut and robust design, high stability, extra operator comfort and ease of maintenance.

The Comprima F 125 – an all-round talent

Comprima F 125 and F 125 XC produce fixed 1.25 m diameter bales. These versatile machines go into silage, hay and straw and stand out for exceptionally light pulling, unmatched throughputs and impressive densities.





The flexible Comprima F 125

The Comprima F 125 offers optimum attachments for all conditions. To accommodate all practical requirements and customer preferences, the portfolio comprises for example 17- or 26-blade feed rotors or cutting rotors, twine or net wrapping, single or tandem axle, and various operating terminals.





The Comprima with semi-variable bale chamber

- **The round baler** – Comprima F 155 (XC)
- **The baler wrapper** – Comprima CF 155 XC
- **Flexible** – choice of six bale sizes and 1.25-1.50 m diameters
- **Affordable** – Simple design
- **Sharp** – the XCut cutting system

The KRONE Comprima F 155 (XC) and CF 155 XC are fixed-chamber round balers with semi-variable bale chamber. They bale highly compacted, dimensionally stable bales of 6 different diameters. This technology is unique on the market. They are also very cost-effective and exceptionally easy to operate and service – thanks to their uncluttered build and design. With their sturdy frame, the balers are also extremely robust and versatile. Whether silage, hay or straw – the all-round talent transforms all types of crops into bales of a consistently high quality.



The semi-variable round baler Comprima F 155 (XC)

The Comprima F 155 can roll bales of a diameter between 1.25 m and 1.50 m. Operators simply set the required diameter in 5 cm increments on an easy-to-use system. Thus, the machine combines many advantages of fixed and variable chamber balers. They are also very cost-effective and exceptionally easy to operate and ser-



vice – thanks to their uncluttered build and design. It can unload bales of different diameters and compacts from the outside to the inside; with larger bale diameters, it leaves only a very small soft core. Thus, it achieves high bale weights.



The semi-variable combination baler and wrapper Comprima CF 155 XC

The combination baler and wrapper Comprima CF 155 XC has all the features of the round baler plus a powerful double wrapper. The wrapping table forms a deep cradle and has large guide rollers on the sides to ensure the bale is effectively rolled during the wrapping process even when the conditions are more than difficult. The table can also be used for depositing the bales in pairs. The tandem axle is a standard specification on the Comprima CF.



Bale transfer

Once the bale is wrapped in the net, the tailgate of the baler opens. The bale lifter deposits the bale on the wrapping table. As the baler resumes baling, the wrapper starts the wrapping process.



The Comprima with variable bale chamber

- **The round balers** – Comprima V 150 (XC), V 180 (XC) and V 210 XC
- **The baler wrapper** – Comprima CV 150 XC
- **Variable** – Producing 1.00-2.05 m diameter bales infinitely variably
- **Cost-effective** – the simple and uncluttered design
- **Sharp** – the XCut cutting system

Uncompromising stability for great flexibility and continuous use under tough conditions are the distinguishing features of the KRONE Comprima V and CV. They allow operators to set bale diameters steplessly from 1.00 m to maximum 2.05 m to suit different crops, conditions and customer requirements.



The variable round balers Comprima V

The Comprima V 150 (XC), V 180 (XC) and V 210 XC with variable bale chamber allow operators to enter the required bale diameter to the operator terminal from the comfort of the seat. The diameters can be set steplessly from 1.00 m to 1.50 m, to 1.80 m or 2.05 m. This way you



are set to handle all crops and conditions. Smaller bale sizes are often preferred in grass silage whereas larger bales are more typical in hay and straw. Depending on the crop, the baling density in the core of the bale can be reduced, which is perfect for ventilating hay bales.



The variable combination baler and wrapper Comprima CV

The Comprima CV 150 XC has a powerful double wrapper. The wrapping table forms a deep cradle and has large guide rollers on the sides to ensure the bale is consistently rolled during the wrapping process even when the conditions are more than difficult. The Comprima CV 150 XC table can also be used for unloading the bales in pairs when no wrapping takes place.



Bale transfer

Once the bale is wrapped in the net, the tailgate of the baler opens. At the same time, the wrapping table inclines backwards, unloading the second already film-wrapped bale on the ground via a rubber rack. Now, the front bale is pushed from the transfer table onto the wrapping table by sturdy conveyor bars guided by chains on the right and left sides. As the baler resumes baling, the wrapper starts the wrapping process.



The KRONE **bale chambers** – fixed, semi-variable or variable

- **Matching** – The bale chamber which matches the customer's requirements
- **Fixed chamber** – 1.25 m diameter bales
- **Semi-variable** – Six different bale diameters from 1.25 m to 1.50 m
- **Variable** – producing infinitely variable 1.00-1.50 m diameters and 1.80 m or 2.05 m diameters

Offering a choice of fixed chamber, semi-variable or variable bale chamber, the round balers of the Comprima series are particularly flexible and match all customers' requirements.

The fixed chamber


The Comprima F 125 rolls balls with a fixed diameter of 1.25 m. As all-round talents, it excels by its particular smooth gliding, high bale productivity, and impressive bale density when used with silage or with hay.


The semi-variable bale chamber

The Comprima F and CF 155 operate with a semi-variable bale chamber. They roll tightly compacted, dimensionally stable bales of 1.25 to 1.50 m diameter, adjustable in 5-cm steps. Thanks to their simple and uncluttered build, these balers are particularly easy to service. So less time is spent on attending to the machine, and productivity increases. The bale diameter is set by refitting two pins. The general bale density is also adjustable.

The variable bale chamber

The variable bale chamber of the Comprima V and CV rolls bales with a steplessly adjustable diameter of 1.00 m to 1.50 m, 1.80 m or 2.05 m. The desired bale size is set at the operating terminal in the tractor cabin. Further customisable parameters are the baling pressure and the core density. These are set on a hydraulic pressure control valve or electrically as an option. The pressure increases as the bale grows in diameter, which leads to particularly uniform densities.





The functional principle of the fixed chamber

When first filled, the bale chamber has a slightly “angular” shape. The resulting fulling effect promotes intensive bale compaction already during this phase. As the bale chamber gets more and more full, the track of the slat and belt conveyor changes to “circular”; the bale reaches its final diameter and the set baling density.



The unique semi-variable baling system

Three components are key to this bale chamber: the tensioning rocker, the spring support and the tensioning kinematics. During baling, the top tensioning rocker is pulled down as the bale chamber is filled, making room for the crop inside the bale chamber. Simply insert a bolt for easy limiting the path of the tensioning rocker and thus setting the bale diameter. The spring support combined with the tensioning kinematics provide for optimum baling density in the core as well as in the outer layers of the round bale.



The baling principle on the variable chamber

The variable bale chamber is made up of two slat and belt conveyors. These form the bale as it grows to its preset diameter. Combined with springs and hydraulic cylinders, the double rocker in front and the tensioning arm in the rear generate a baling pressure which increases progressively as the bale diameter is growing. This technology produces an exceptionally high density.



The **hitch options** and the **running gears**

- **Variable** – hitch ring or ball attachment
- **More options** – single or tandem axle
- **Three options** – the tyre sizes

Every day, a Comprima has to deal with fast road travel, uneven ground, yielding grounds, and manoeuvring in narrow spaces. With two different trailer variants, single or tandem axle, compressed air brake system or hydraulic brake and various types of tyres, all KRONE Comprima models can be perfectly equipped for all conditions.



The hitch ring

Comprima has a standard 40 mm hitch ring for bottom- or top-mount attachment. A notch system adjusts the drawbar quickly to the required attachment height. In addition to this, there is a choice of three further hitch options that meet specific needs in specific countries.



The hitch with ball-head attachment

As an alternative, the Comprima can also be equipped with a ball-head attachment 80 in the bottom hitching. This warrants smoothest rides, better manoeuvrability and minimum wear.



The air brake

A compressed air brake system is standard specification on both the single axle and tandem axle models. Machines for export can also be equipped with hydraulic brakes.



The single axle

Only the Comprima F und V models have the single axle. They can be fitted with three different tyre widths for sward protection that range from 15.0/55-17 10 to 500/55-20.



The tandem axle

A tandem axle is standard specification on the CF and CV combination baler and wrappers and an option on the F and V models. Tandem axles offer greater tongue loads, smoother rides and better road stability than a single axle. As they offer a larger contact area, they also reduce rutting and protect the soil. There are also three different tyre sizes from 15.0/55-17 10 PR to 500/55-20 available for this axle assembly.



The KRONE **EasyFlow** pick-up

- **Safe** – 6 mm thick double tines with large diameter coils
- **Well-balanced** – The rows of tines arranged in wave shape clear the field evenly
- **Clean** – The extra-wide pick-up drum clears the crops off the field completely
- **Simple and effective** – no cam track means fewer moving parts, less service and maintenance and extremely quiet running

The EasyFlow pick-up pivots sideways and is known as the pick-up that clears the field effectively even in the most difficult conditions and at high work rates. More than that, its rugged build with very few moving parts gives an exceptionally dependable performance.



The EasyFlow pick-up

With its working width of 2.15 m (pursuant to DIN 11220), the EasyFlow pick-up is a very powerful machine. It gathers wide swaths efficiently and feeds the material in an extremely consistent flow to the feed rotor. Thanks to the generous width it is not necessary to travel through very tight turns while the machine is baling. More than that, the pivoting and spring-loaded EasyFlow provides perfect ground contouring even in very rough terrain.



The double tines

The tines are 6 mm thick and have large-diameter coils – two properties that make them particularly resistant and hard-wearing. Spaced at 55 mm, they are arranged on the pick-up in a wave shape. This prevents the simultaneous action of all tines and thus avoids force peaks. In this way, the crop flow is very even over the entire working width, also in case of heavy forage, at slopes and when negotiating curves.



Better off without a cam track

KRONE has good reasons to opt against cam track control for the EasyFlow pick-up tines. Instead of using many moving parts that are prone to wear, KRONE prefers special strippers that ensure the angle and length of the tines is always correct.



The crop press roller unit

The crop press roller unit supports the action of the pick-up. It scans the height of the swath and prepares it so that the pick-up can catch it completely. Its height is adjusted easily to adapt to the current crop, the swath volume and ground speed.



The guide wheels

The EasyFlow pick-up is guided by two small side-mounted gauge wheels. The desired working height of the pick-up is set without tools at a perforated bar.



The KRONE **feed rotor**

The KRONE **XCut cutting unit**

- **Efficient** – Large diameter
- **Quiet running** – helical tine rows
- **Continuous flow** – for a consistent crop feed
- **Sharp** – Best cutting quality

The feed rotor and the cutting rotor of the XCut cutting unit are characterized by high throughput, smooth running and high reliability. Furthermore, XCut stands for excellent cutting quality.




The feed rotor

Its 53 cm diameter makes the KRONE feed rotor with tines in two chevron-style rows a powerful and reliable unit. It furthermore convinces by an extremely even supply of crops to the bale chamber.




The cutting rotor

Featuring three rows of tines and a massive 53 cm diameter, the powerful XCut rotor has the capacity to provide consistent crop flows and precision cuts while spreading the material across the full width of the feed chamber, which is essential for forming firm edges.



The quality of cut

The double tines pull the crops consistently through the blades. The gap between the tines and the blades is extremely small so that not a single stem will pass the blades without cutting. This force-cut is precise and requires little force.



The driveline

The cutting rotor is powered by oversize spur wheels which cope with the highest possible loads. They provide the rotor with the most dependable drive even in less than uniform swaths.



The feed chamber

Should the feed channel block up in difficult conditions, the operator simply lowers the blade cassette hydraulically to remove the blockage. If the unit is specified with hydraulic blade group control system, the blades will also be retracted automatically to create more free space and allow the crop to flow again.



The KRONE **XCut** cutting unit



The blades

The blades have long, curved cutting edges, which give particularly fuel-efficient cuts as the grass is pulled past them. Their wavy edges cut all forage types precisely and stay sharp longer. All blades in the cassette are identical and interchangeable.



Changing the blades

To remove and replace the blades, lower the blade cassette. To unlock the blades, all springs on the single blade locking device are released in one operation. The blades can be easily removed upwards.



Single blade locking device

The blades are protected from damage by spring locks. In case of contact with a foreign object, each blade individually ducks down and automatically returns to its initial position later on. a system that results in dependable and high-quality cuts.



The blade spacing

Depending on the desired cut length for the crops, the XCut cutting unit has a blade cassette for maximum 17 or maximum 26 blades. When 8, 9 or 17 blades are in working position, the blades are spaced at 128 mm or 64 mm. When 13 or 26 blades are in working position, the blades are spaced at 84 mm or 42 mm.



Manual blade group control

The manual control is a long lever that takes little effort to operate. Retracting half the number of blades doubles the length of cut and retracting all blades terminates all cutting.



The hydraulic blade group control system

The optional hydraulic blade group control system is operated from the tractor seat, hence saving valuable time.



The KRONE **NovoGrip** slat and belt conveyor

- **Sturdy** – Heavy-duty design
- **Maximum pressures** – top bale densities
- **Smooth** – More even and less noisy
- **Light and easy** – for low input power
- **Saving time** – no servicing required



The NovoGrip is an endless slat conveyor that is made up of rubber fabric belts that turn the crops into high-density and well-shaped bales. NovoGrip offers ultimate strength and longevity and forms perfect bales from the heaviest silage.



The NovoGrip slat and belt conveyor

Thanks its special design, the NovoGrip belt-and-slat elevator suits all types of crops – straw and hay, wilted material and wet silage, performing reliably in all these conditions and treating the crop gently as the slats mesh with the bale for maximum densities and effective bale roll.



The NovoGrip belts and slats

The robust and endless rubber fabric belts with metal slats achieve unsurpassed baling densities. The system relies on an extremely high tension of the belts that effectively transfers the drive power to the bale. The slat holders mount well protected between the rubber lugs and are bolted in bushes for great durability.



The NovoGrip belts

The core of a NovoGrip belt is made up of tear-resistant layers of plastic and fabric to which two layers of rubber lugs are vulcanised. This particular design accounts for the unique strength, elasticity, and longevity of these belts.



The drive and guide wheels

The NovoGrip slat and belt conveyors are driven and guided via large and wide guide and drive wheels. They guarantee premium strength and lifetime.



The driveline


The sturdy drive chains withstand all loads. Spring-loaded chain tensioners reduce service and maintenance and extend the lifetime of the chains.



The KRONE **tying unit**

- **Variable** – For net and base coat of film wrapping
- **Safe** – Short distance of the wrapping material to the bale
- **Free view** – The operator has an unimpeded view of the baling process
- **Comfortable** – Automatic start of tying

Whether with net or base coat of film, the tying unit on a Comprima is extremely reliable and easy to use.



Net or base coat of film wrapping

The net wrapping is standard specification but you can also opt for base coat of film wrapping. Wrapping bales with the 1.28 m wide self-adhesive wrapping film increases the silage quality because it exerts a greater pressure on the outer layers of the bale, reducing the amount of air trapped in it and making it easier to break up on the feeding floor.



Fitting the roll

The tying unit, optionally available with LED lighting, is in full view of the operator for perfect visual control of the wrapping process. For inserting the wrapping material, the operator stands in front of the machine. The roll is pushed onto the swivelled-out locating shaft and next moved towards the tying unit. The storage compartment above the shaft stores up to two spare rolls of wrapping material.



The full width

The tying unit applies the net or film across the full width of the bale and covers its edges. KRONE has eliminated stretching the film at the start of tying and gathering it before cutting, which saves time and material.



The clean cut

The blade cuts the net or film across its full width. After a latch is released, the blade swings into the tensioned wrapping material and applies a clean cut.



The well-shaped bales

The wrapping material brake and the spreading bracket ensure an effective and full-cover wrapping of the bale.





The KRONE wrapping device

- **Fast** – Due to the powerful double wrapper
- **Functional** – Safe bale drive on the bale table
- **Clean film cuts** – by controlled blades
- **Safe** – Wide overlapping of the wrap layers

The Comprima wrapper wraps the bales fast and reliably – even in difficult conditions and in sloping fields.



The wrapping table

The wrapping table on the Comprima forms a deep cradle and has large guide rollers on either side that fix the faces of the bale as it is being rolled or conveyed to the wrapping table – an ideal setup for dependable operation in sloping fields.



Film widths and number of wraps

The wrapping device takes 75 cm and 50 cm wide film material. The individual film width is set very easily and the number of wraps (4, 6, 8 or 10) is selected on the operating terminal. No matter which film width you choose, the layers overlap generously. Due to touchless sensors, the integrated film tear detection is particularly reliable.



The film cutters

The film cutters provide extreme functional safety. As the wrapping table starts tipping to unload the bale, the cutters perforate the film that is stretched by the right and left dispensers. The film breaks at these perforations when the bale is dropped to the ground.



The film compartments

There are two large storage compartments on either side of the machine which store up to 10 spare film rolls, protected from moisture and dust. Optionally, they can be equipped with powerful LED lighting. The film roll holders fold down for convenient removal and refills.



The rubber mat and the bale turner

The bale cloth is standard specification and protects the film from damage as the bale is placed on the ground. The optional bale turner gently tips the bales on their front. It does not need to be removed if it is not required: simply fold it away close to the wrapping table.



Unloading the bales in pairs

If not used for wrapping, the table can be used for depositing the bales in pairs, which leads to great time savings in clearing the field.



KRONE **easy servicing**

- **Efficient** – Best accessibility for easy maintenance
- **Automatic lubrication** – one lubricator attends to all chains
- **Time-saving** – Central lubrication manifolds
- **Safe** – Automatic chain tension

Designed for premium bale productivity and density, the Comprima also convinces by its uncluttered design and exemplary accessibility. These features make it particularly easy to service. Grease banks and the automatic chain lubrication system reduce the time that is required for service and maintenance to a minimum.



The sprockets on the side

The large diameter of the gearwheels ensures particularly gentle deflection of the drive chain. This in combination with the automatic chain tensioner leads to a significant reduction of wear and thus to time and cost savings.



The automatic chain lubricator

A central chain lubrication system with eccentric pump and large reservoir (7 l) reduce the time that is required for service and maintenance. It further enhances the functional safety and economic efficiency of the Comprima. The desired oil feed rate is set at the pump.



The lubrication manifolds

All grease points are grouped into easy-access grease banks, saving time and increasing the operator comfort.



The hydraulic oil filter

For utmost reliability, the hydraulic system on Comprima V, CF and CV is protected by an oil filter with a clogging indicator.



The KRONE operator terminals

- **Take your choice** – our control units suit all needs
- **Convenient** – clear and user-friendly interfaces
- **ISOBUS compatible** – connecting with the tractor terminal
- **Trend-setting** – Optimised operation

KRONE offers a choice of four different terminals that cater for different applications and needs, making the Comprima round balers easier to use and notching up the work rate. All this makes the baler fun to use.



The Beta II operating terminal

The Beta II terminal has a 4.3" colour display screen, a membrane keypad with 8 keys and one dial for easy read and use.



The Delta operating terminal

The Delta ISOBUS terminal has a 5.5" touchscreen which is operated from a membrane keypad with twelve function keys and a dial control.



The DS 500 terminal

The solo machines are operated from the DS 500 terminal. This terminal has a 5.7" colour touchscreen, 12 function keys and a dial control for very easy use.



CCI 1200 operating terminal

The CCI 1200 operating terminal is equipped with a large 12" colour display with touch function which displays the machine controls and camera footage side by side on the same screen. The CCI 1200 is ISOBUS compatible and therefore a universal terminal that is ready for use on other machines as well.



Existing tractor terminals

If the operating terminal on the tractor is ISOBUS compatible, it can log into the on-board electronic system of Comprima. This eliminates an extra terminal which in turn improves all round visibility.



The camera system

A camera enhances operator comfort and road safety by monitoring the machine functions and ensuring good visibility around the machine.

The camera feeds are viewed either on a separate screen or on a CCI terminal.



TIM (Tractor Implement Management)

The use of TIM makes the operation of the Comprima even faster and more comfortable. Now, also some of the tractor functions are controlled via the on-board electronics of the Comprima. Once the bale has grown to the desired size, the TIM stops the tractor, starts the tying process and opens and closes the tailgate.



The KRONE net and film wraps

- **Always the proper product** – Nets and films in KRONE quality
- **High-quality** – Sturdy, tear- and puncture-proof
- **Matching** – Proper quality for all harvesting conditions

The KRONE net and film program is always a cost-efficient solution. It offers high-quality products for the best possible wrapping and silage results and highest forage quality.



KRONE excellent Edge X-tra

The KRONE excellent Edge X-tra combines the properties of the time-proven nets Edge and RoundEdge in one universal premium-quality KRONE net. The Edge X-tra is optimally suited for all types of crops and of round balers, and covers the bale beyond its edges. These perfect spreading properties protect your valuable crops and ensure optimum results.



KRONE excellent StrongEdge

This is the extra strong net among the KRONE net wrap products. With two warp threads combined into one thread, this net offers an enormous resistance to tearing, larger meshing and excellent UV-stability – properties that make it particularly suitable for use in hot and sunny regions and for gathering coarse crops.



KRONE excellent SmartEdge

To be able to offer a good alternative to customers which have simple product requirements, a “smart” version of our proven high-end net wraps excellent Edge X-tra has been developed – the KRONE excellent SmartEdge. This is a net wrap with a good cost-benefit ratio which, at a reasonable price, far exceeds basic quality requirements and achieves good results at any time.



The KRONE excellent Slide wrapping film

The KRONE excellent Slide with five layers and a 25 µm thickness is a high-quality product that offers the best possible silage results and highest forage quality.



The KRONE excellent Slide Extra wrapping film

Thanks to a special manufacturing technology, the KRONE excellent Slide Extra, while only 21 µm thin, has a particularly efficient oxygen barrier. Due to their low density, the film rolls are 400 m longer, which increases the roll change intervals.



KRONE excellent Slide Smart

KRONE has also responded to the latest requirements in the silage film market and is now offering the 5-layer KRONE excellent Slide Smart film. designed to meet, if possible, all customer requirements in the standard segment on the global markets.



The KRONE excellent RoundWrap base coat of film

The KRONE excellent RoundWrap peripheral film is used instead of net wrap. The 5-layer film completely covers the bale over the edges and maintains the bale shape thanks of its excellent adhesive quality, to even further enhance the quality of your silage.



Technical data

KRONE Comprima round balers and combination baler wrappers

- 5 series of Comprima round balers with constant, semi-variable or variable bale chamber
- 2 series of combination baler and wrappers with semi-variable or variable bale chamber

		Comprima with fixed chamber	
		Round balers	
		F 125	F 125 XC
Bale size (Ø x width) (*in 5-cm increments, **stepless)	Approx. m	1.25 x 1.20	1.25 x 1.20
XCut cutting rotor		-	Series
17 blades for the shortest cutting length	Approx. mm	-	64
26 blades for the shortest cutting length	Approx. mm	-	42
Machine dimensions (L x W* x H*) (*depending on tyres)	Approx. m	4.70 x 2.61 x 2.65	4.70 x 2.61 x 2.65
Power requirement down to specific crop, machine specification and conditions	Approx. kW/hp	48/65	48/65
Hitching			
Drawbar eye 40		Standard	Standard
Ball-head attachment 80		Option	Option
Pick-up (5 rows of tines)			
Scattering width	Approx. m	2.15	2.15
Wrapping system			
Net wrapping		Standard	Standard
Chamber film wrapping		Option	Option
Axles			
Single axle (unbraked)		Standard	Standard
Single axle with compressed air brake		Option	Option
Tandem axle (unbraked)		-	-
Tandem axle with compressed air brake		-	Option
Tyres			
15.0/55-17 10 PR		Standard	Standard
500/50-17 10 PR		Option	Option
500/55-20 12 PR		-	Option
Operator terminals			
Beta II		Option	Option
Delta		Option	Option
DS 500		Option	Option
CCI 1200		Option	Option
No. of control units required		2 sa	2 sa
Optional accessories		Universal shaft with cam coupling, bale ejector, operating terminals, various KRONE ISOBUS components, camera systems, hydr. support jack, reversing system, LED working lights	Bale ejector, operating terminals, various KRONE ISOBUS components, camera systems, hydr. support jack, hydr. blade group control system

All specifications, weights and dimensions do not necessarily comply with standard specifications and are therefore not binding.



Comprima with semi-variable bale chamber		
Round balers		Combination baler and wrapper
F 155	F 155 XC	CF 155 XC
1.25 - 1.50* x 1.20	1.25 - 1.50* x 1.20	1.25 - 1.50* x 1.20
-	Series	Series
-	64	64
-	42	42
4.70 x 2.61 x 3.15	4.70 x 2.61 x 3.15	6.57 x 2.96 x 3.41
51/70	51/70	74/100
Standard Option	Standard Option	Standard Option
2.15	2.15	2.15
Standard Option	Standard Option	Standard Option
Standard Option	-	-
-	Standard	-
Option	-	-
	Option	Standard
Standard Option	Standard	-
-	Option	Standard Option
Option	Option	-
Option	Option	Option
Option	Option	-
Option	Option	Option
2 sa	2 sa	1 sa

universal shaft with cam coupling, bale ejector, operating terminals, various KRONE ISOBUS components, hydr. support jack, camera systems, reversing system, LED working lights

Bale ejector, operating terminals, various KRONE ISOBUS components, camera systems, hydr. support jack, hydr. blade group control system, LED working lights

Terminals, various KRONE ISOBUS components, camera systems, hydr. stand, wheeled bale turner, hydr. blade group control, LED work lights



Technical data

KRONE Comprima round balers and combination baler wrappers

- 5 model ranges of Comprima round balers with fixed, semi-variable or variable bale chamber
- 2 model ranges of combination baler wrappers with semi-variable or variable bale chamber

		Comprima with variable bale chamber	
		Round balers	
		V 150	V 150 XC
Bale size (Ø x width) (*in 5 cm increments, **stepless)	Approx. m	1.00 - 1.50 x 1.20	1.00 - 1.50 x 1.20
XCut cutting rotor		-	Series
17 blades for the shortest cutting length	Approx. mm	-	64
26 blades for the shortest cutting length	Approx. mm	-	42
Machine dimensions (L x W* x H*) (*depending on tyres)	Approx. m	4.99 x 2.61 x 2.99	4.99 x 2.61 x 2.99
Power requirement down to specific crop, machine specification and conditions	Approx. kW/hp	51/70	51/70
Hitching			
Drawbar eye 40		Standard	Standard
Ball-head attachment 80		Option	Option
Pick-up (5 rows of tines)			
Scattering width	Approx. m	2.15	2.15
Wrapping system			
Net wrapping		Standard	Standard
Chamber film wrapping		Option	Option
Axles			
Single axle with compressed air brake		Standard	Standard
Tandem axle with compressed air brake		Option	Option
Tyres			
15.0/55-17 10 PR		Standard	Standard
500/50-17 10 PR		Option	Option
500/50-17 12 PR		-	-
500/55-20 12 PR		Option	Option
Operator terminals			
Beta II		Option	Option
Delta		Option	Option
DS 500		Option	Option
CCI 1200		Option	Option
No. of control units required		2 sa, free return line	2 sa, free return line
Optional accessories		Universal shaft with cam coupling, bale ejector, operating terminals, various KRONE ISOBUS components, camera systems, electronic baling pressure adjustment, hydr. support jack, floor conveyor stop, reversing system, LED working lights	Bale ejector, operating terminals, various KRONE ISOBUS components, camera systems, electronic baling pressure adjustment, hydr. support jack, floor conveyor stop, hydr. blade group control system, LED working lights


All specifications, weights and dimensions do not necessarily comply with standard specifications and are therefore not binding.



Comprima with variable bale chamber			
Combination baler and wrapper	Round balers		
CV 150 XC	V 180	V 180 XC	V 210 XC
1.00 - 1.50 x 1.20	1.00 - 1.80 x 1.20	1.00 - 1.80 x 1.20	1.00 - 2.05 x 1.20
Series	-	Series	Series
64	-	64	64
42	-	42	42
7.24 x 2.96 x 3.08	5.29 x 2.61 x 3.15	5.29 x 2.61 x 3.15	5.53 x 2.61 x 3.15
74/100	59/80	59/80	81/110
Standard Option	Standard Option	Standard Option	Standard Option
2.15	2.15	2.15	2.15
Standard Option	Standard Option	Standard Option	Standard Option
- Standard	Standard Option	Standard Option	Standard Option
- Standard - Option	Standard Option - Option	Standard Option - Option	- Standard - Option
- Option - Option	Option Option Option Option	Option Option Option Option	Option Option Option Option
1 sa	2 sa, free return line	2 sa, free return line	2 sa, free return line
Terminals, various KRONE ISOBUS components, camera systems, electrical baling pressure control, hydr. stand, wheeled bale turner, hydr. blade group control, LED work lights	Universal shaft with cam coupling, bale ejector, operating terminals, various KRONE ISOBUS components, KRONE SmartConnect, camera systems, electronic baling pressure adjustment, hydr. support jack, floor conveyor stop, reversing system, LED working lights	Terminals, various KRONE ISOBUS components, camera systems, hydr. stand, wheeled bale turner, hydr. blade group control, LED work lights	Terminals, various KRONE ISOBUS components, camera systems, hydr. stand, wheeled bale turner, hydr. blade group control, LED work lights

Maschinenfabrik Bernard KRONE

Perfect in every detail



Innovative, proficient and close to our customers – these are the keywords that mark the philosophy of our family-owned company. As a forage specialist, KRONE manufactures disc mowers, tedders, rakes, forage wagons and silage trailers, round and square balers as well as the high-capacity and self-propelled BiG M mower conditioners and our BiG X forage harvesters. Quality made in Spelle – since 1906.

Your KRONE dealer



Maschinenfabrik Bernard KRONE GmbH & Co. KG

Heinrich-Krone-Straße 10
D-48480 Spelle

Phone: +49 (0) 5977 935-0
Fax: +49 (0) 5977 935-339

info.ldm@krone.de | www.krone.de