



AMAZONE

mounted reversible plough ***Cayros***

semi-mounted reversible plough ***Hektor***

plough packer ***C-Pack***



Ploughing technology from AMAZONE

Top performance on any soil type



- ❗ "In the long-term test, the ease of operation and the excellent plough profile was convincing."
 - ❗ "The plough is easy to adjust. It produces clean results and was able to hold its own both on heavy, loamy ground and on easier to plough soils."
- ("agrarheute" magazine Cayros XS 4+1 VS long-term test · 03/2019)

With its Cayros and Hektor plough ranges, AMAZONE offers a comprehensive plough programme from a 2-furrow mounted plough right through to an 8-furrow semi-mounted reversible plough. Thanks to the comprehensive range of optional equipment available, AMAZONE ploughs always provide the right solution for any type of application, even under the most diverse of conditions.



! "Our test drivers were very satisfied with the quality of work done with the plough. Mainly it was cereal stubbles, chopped maize straw and grassland that was ploughed. [...] The plough profile is top-class."
 ("Landwirt Österreich" Cayros M 950 practice test - 03/2019)

	Page
Introduction	4
AMAZONE quality	6
Stone release systems	8
Soil-engaging metal	10
Plough bodies	12
Cayros mounted reversible ploughs	16
Cayros M	18
Cayros XM	20
Cayros XMS	22
Cayros XS	24
Cayros XS pro	26
Settings centre	28
Furrow width adjustment	30
Swivel mechanism Hydraulic turnover Elastic lower link cross shaft	32
Support wheels	34
Equipment	36
Packer arm	38
C-Pack and breaker ring packer	40
Hektor semi-mounted reversible plough	42
Frame Turn over system Depth control	46
Plough settings	48
Feedback from use in practice	50
AMAZONE Service	52
Technical data	54

AMAZONE ploughs

Ploughing today

The plough is symbolic in agriculture. Alongside crop establishment, fertilisation and plant protection, soil tillage plays a key role in the success of arable farming. Sustainability and a more efficient level of operation will be the decisive factors by which agriculture will be judged in the future.

The desire to maintain a sustainable soil structure, to increase productivity and, above all, to achieve higher profitability lies behind the design. The use of modern ploughs, alongside conservation tillage techniques and alternative sowing systems, remains at the forefront when it comes to improved yields and thus the success of any soil tillage operation.

AMAZONE ploughs are characterised by their robust technology, an excellent quality of work, optimal adaptation to local conditions and thus offer the highest possible cost-effectiveness.

The benefits:

- ✔ Individual matching of the plough to suit any application
- ✔ Simple adjustment and comfortable operation
- ✔ Long lifespan thanks to the robust construction



For intelligent crop production

Utilising the right technique is crucial!

It is not philosophy but the right choice of soil tillage method that is critical to success. Conventional sowing systems that are based on the use of the plough are still widespread. As a result of this and due to ever-changing parameters such as commodity prices, energy production, reduction of fallow vegetation, etc., many farms practice both conventional and mulch sowing methods in parallel. The yield-guaranteeing function of the plough is highly valued here.

Advantages of conventional soil tillage

- ✔ Effective weed control via mechanical means by light deprivation, effective control around field borders
- ✔ Quicker soil warming and better soil aeration for increased yields in crops demanding higher soil temperatures
- ✔ The only soil tillage option in constantly wet conditions
- ✔ Reduced risk of disease carryover to the following crop
- ✔ Accelerates the microbial activity in the soil by oxygen enrichment
- ✔ Mechanical control of UV light sensitive soil pests, slugs and mice

Which plough for which tractor?

Models		kW	29	44	59	74	88	103	118	132	147	162	176	191	206	221	235	250	265	279
		HP	40	60	80	100	120	140	160	180	200	220	240	260	280	300	320	340	360	380
Cayros	M/M-V			2 furrow																
				3 furrow																
					4 furrow															
	XM/XM-V				3 furrow															
						4 furrow														
	XMS/XMS-V					3 furrow														
XS/XS-V						4 furrow														
							4 furrow													
								5 furrow												
XS pro/XS pro-V										4 furrow										
											4 furrow									
												4 furrow								
												5 furrow								
													5 furrow							
														6 furrow						



First-class quality for long-lasting wear parts



❗ “The quality of work was also highly praised.”
 (“Landwirt Österreich” Cayros M 950 practice test · 03/2019)

✔ The ©plus hardening process



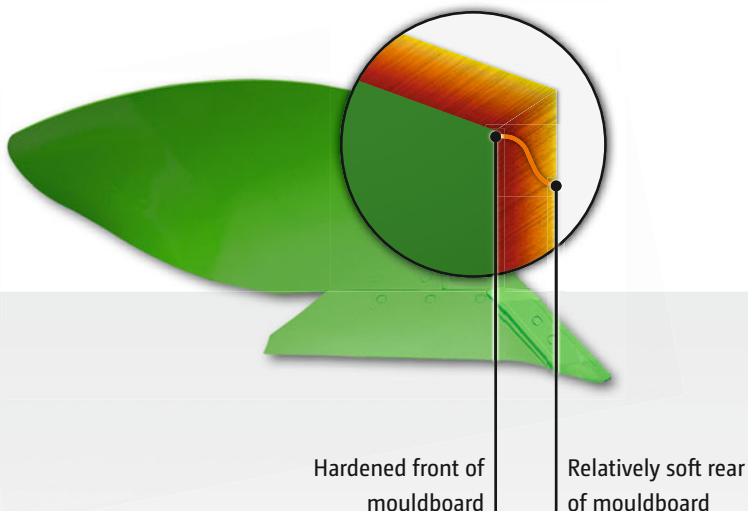
The ©plus tempering process – the know-how of heat treatment

As manufacturers of wearing parts for the soil tillage industry, AMAZONE can look back on a history spanning decades. Continuous advancements in materials and production techniques, as well as our know-how in heat treatment, lies behind the plough wearing metal parts of the highest quality.

Carbon in its purest form, diamond, is the hardest naturally occurring substance. A hardening process involving the introduction of carbon into the steel is used to increase the hardness and durability of ©plus wearing parts. AMAZONE uses a unique hardening process to achieve a very high level of hardness on the front of components, such as the shin, to produce the optimum resistance to wear. The back remains relatively soft but at the same time extremely tough and impact resistant.

Benefits of the ©plus hardening process:

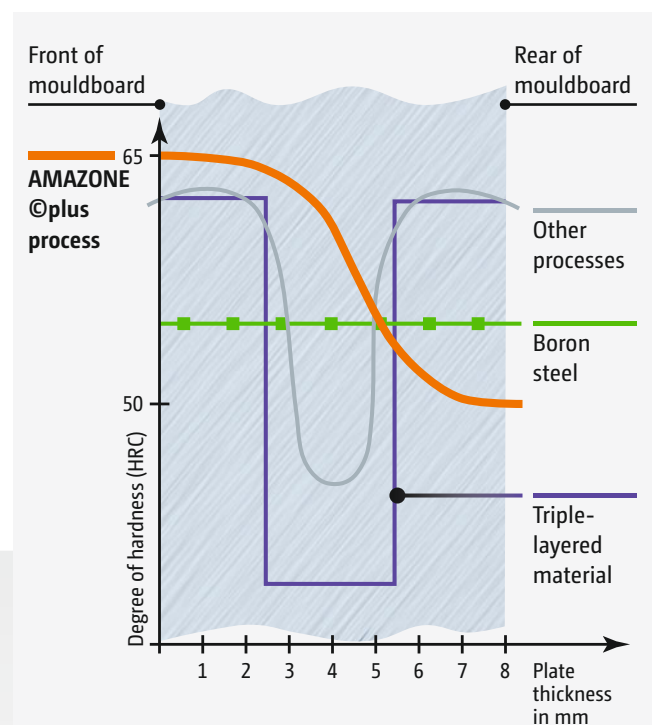
- ✔ Longer service life
- ✔ High impact resistance
- ✔ Less pulling power requirement
- ✔ Reduced fuel consumption
- ✔ Less sticking to the smoother outer surface



Box section beam made of high-grade steel for a long service life

All the beams on AMAZONE ploughs are produced from a special high-tensile steel. The over-sized wall thickness means that, not only is the whole beam robust, but also all the bolt fixings are extremely strong with this heavy wall thickness also preventing any hole elongation or deformation of the box section around the bolt fixings. A further feature of the ploughs is the design of the plough beam without any weld seams.

Cross-section of mouldboard – comparison of the different hardening methods



Stone safety release



Semi-automatic stone release

Mechanical stone release with shear bolt

Shearbolts are the tried and tested standard solution for this system. Under load, the shear bolt snaps off at the pre-determined breaking point and the plough body gives way to the obstacle by swivelling upwards. Raise the plough, insert a new shear bolt and off you go. The high release forces of the shear bolt allow operation also in heavy and hard soils.

The advantages:

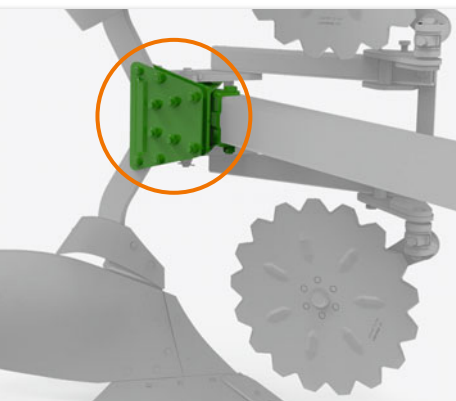
- ✓ Double action shear bolts
- ✓ Hardened flange plates
- ✓ High-quality shear bolts; in 10.9 quality

Semi-automatic as an alternative for the Cayros M

With the semi-automatic stone release system, the plough body swings out of the way by overcoming the strong pressure exerted by the two coil springs. For the Cayros M, this system is a viable alternative to using shear bolts or the non-stop stone release system when the ground is not excessively stony.

The advantages:

- ✓ Low additional weight over and above a shear bolt protection system
- ✓ Adjustable release force



Shear bolt stone safety protection



Hydraulic NonStop stone protection

Cayros S and Hektor S with NonStop stone safety device

The hydraulic NonStop stone safety release features, in principle, one hydraulic cylinder per plough body with each one directly connected to a nitrogen-filled hydraulic accumulator. When triggered, the plough body pushes a piston into the accumulator via the hydraulic cylinder. The gas is compressed and automatically returns the body to its initial position after passing the obstacle.

The advantages:

- ✔ Simple adaptation of the release force
- ✔ Smooth and material protecting operation
- ✔ Exchangeable ball joints and sockets
- ✔ As standard, with additional shear bolt
- ✔ The trip forces decrease as the lift height of the released plough body increases

The NonStop stone safety device is available in 2 versions.

Option 1:

Central hydraulic accumulator on the hydraulic ram

In its simplest version, the hydraulic accumulator is directly combined with the hydraulic cylinder forming a compact unit.

The advantages:

- ✔ The plough bodies release completely independently of each other
- ✔ The plough bodies can be pretensioned differently
- ✔ No hydraulic hoses or pipes on the plough beam


Option 2:

Hydraulic accumulators with inter-connected pipework

Via the connection of the individual components, the release force can be also adjusted centrally across all the bodies. An isolator valve on each hydraulic accumulator means that the setting on each plough body can, from choice, also be set independently to different pressures.

The advantages:

- ✔ The adjustment of the release force is carried out across all plough bodies in just one step (even whilst on the move)
- ✔ Similar pipe cross-sectional area means that each furrow has only a slight influence on each other



Simply neat

For those looking to perform



Trash boards



A cost-effective alternative to skimmers when incorporating surface crop residues. With additional support for leg as standard.

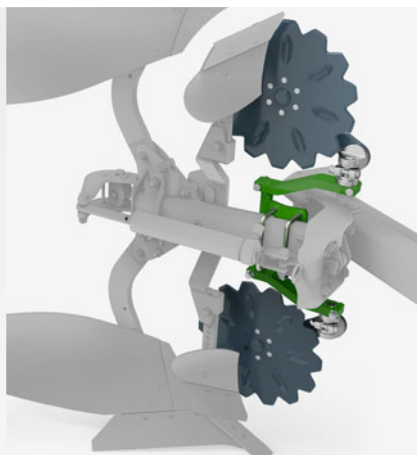
Deflector boards

In conjunction with the skimmers, the deflector plates prevent straw (especially maize straw) from wrapping around the leg.


Sword landsides

The sword landside is an alternative to the disc coulter, which, especially on heavy, stony ground ensures a clean furrow wall and also reduces the wear and tear on the plough body.

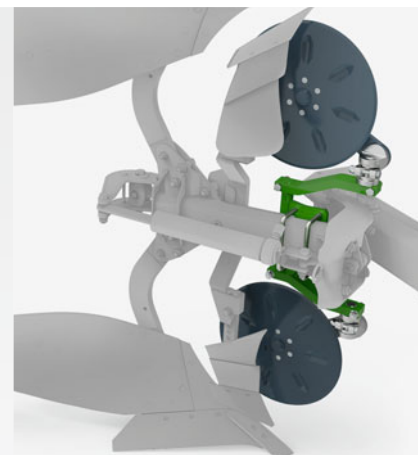




500 mm serrated disc coultter



600 mm serrated disc coultter



500 mm smooth disc coultter

Disc coulters – for clean, tidy ploughing

The disc coultter is important for a clean ploughing performance. Disc coulters also make a considerable contribution to efficient ploughing. The disc coulters precise cutting action helps achieve full turning and complete incorporation of crop residues as well as leaving an effective furrow clearance.

Serrated 500 mm or 600 mm diameter disc coulters are available. The depth of the coulters is adjusted via finely graduated toothed dishes.

The benefits:

On shear bolt ploughs, the discs can also be adjusted in the driving direction, leaving plenty of clearance between the body and the coultter.

Skimmers

The use of skimmers ensures blockage-free ploughing, even under the most difficult of conditions. The following skimmers are available:

M0 Skimmer

The M0 skimmer is universally suited for use in grassland ploughing as well as where there are large amounts of crop residues, especially maize straw.

G1 Skimmer

The use of the G1 skimmer ensures blockage-free ploughing, especially on heavy and sticky ground or when ploughing grassland for the first time.

M3 Skimmer

Optimum performance with extreme crop residues (especially maize straw), recommended only in conjunction with large point to point clearances of 105 or 115 cm. Not available for NonStop stone safety ploughs.

- ✓ Fully adjustable version (working depth, stepless pull-in force adjustment and three-position throwing angle adjustment) optionally available for the M0 and G1 skimmers and included as standard with the M3 skimmer.



M0 Skimmer



G1 Skimmer



M3 Skimmer

AMAZONE plough bodies


Long-lasting, easy to pull, first class performance



Long-lasting and a clean finish

The plough body is at the heart of any plough and is first in line when it comes to quality of work and is responsible for an effective operation of the plough.

Clean, efficient incorporation of those crop residues, even under the most arduous of conditions, such as, for example, in maize stubble, is just one of the quality criteria. However, AMAZONE plough bodies also master other challenges brilliantly, such as working on hilly terrain.



Easy pulling from the tip

The basis for the economical use of a plough is, of course, by keeping the required pulling force to a minimum, thus reducing the fuel consumption. In combination with the unique ©plus hardening process which gives very hard and smooth surfaces, the clever design guarantees the ease of pulling for which AMAZONE ploughs are renowned. All plough bodies come equipped with our specially designed points. The special profile gives less resistance and smoother draft. The self-sharpening area has been made much thicker, thus considerably increasing the life of the ploughshare.

HD version

To further improve service life, the optional HD points are also available which feature tungsten carbide tips plus wings with hard-faced welded edges. These are available for nearly all of the plough bodies.

Lasts four times as long

The long length ensures an even side loading, which reduces fuel consumption and ensures perfect ploughing.

- ❗ “We were also very satisfied with the WL 430 plough body. The long, scrolled mouldboard completely inverts the soil while, at the same time, cleans out the bottom of the furrow.”
 (“Landwirt Österreich” Cayros M 950 practice test · 03/2019)

Interchangeable tip with a special profile

The interchangeable tip saves the wing blade and thus reduces wearing costs. Its shallow design, the self-sharpening, pulling power saving penetration range and the 15 mm thick side reinforcements make the interchangeable tip, due to the targeted use of material in the wear zones, extremely robust resulting in exceptional longevity.

Advantage of AMAZONE plough bodies

























- ✔ Thorough and consistent incorporation of crop residues to promote fast and effective decomposition and encourages soil life
- ✔ Subsequent operations are made easy by an even surface profile and the finely crumbed surface
- ✔ A bigger furrow clearance enables the use of wider tyres and helps with the incorporation of large amounts of crop residues
- ✔ The reduced pulling force required results in fuel savings

- ✔ All plough bodies have four-way reversible landsides.













































The plough bodies

The right body makes the difference


																
Plough bodies	WY 400				WL 430				WX 400				WX 400 PE			
Minimum working depth approx. (cm)	12				12				12				12			
Maximum working depth approx. (cm)	30				33				25				25			
Maximum furrow width approx. (cm)	50				55				50				50			
Suitability	-	o	+	++	-	o	+	++	-	o	+	++	-	o	+	++
Light, sticky soils (peat)																
Light soils (sand)																
Medium soil																
Heavy soil																
Very heavy soils (clay)																
Heavy, sticky soils (clay)																
Sloping terrain	o				●				○				○			
Crumbling	●				●				o				o			
Furrow clearance	●				●				●				●			
Pulling power requirement	●				o				●				●			
Soil inversion	●				●				●				●			

Suitability:
 ++ very well suited
 + well suited
 o suited
 - poorly suited

					
WXL 430	S 35	WXH 400	WST 430	STU 40	UN 400/UN 430
15	15	15	15	18	15/20
28	30	33	33	40	30/40
55	50	55	55	55	50
-o+ ++	-o+ ++	-o+ ++	-o+ ++	-o+ ++	-o+ ++
					
					
					
					
					
					

Cayros

With **2 furrows** from 50 HP
to **6 furrows** and maximum of 380 HP



The advantages at a glance:

- ⊕ Easy attachment to the tractor due to the quick-coupled, removable cross shaft
- ⊕ Easy to adjust with a simple sliding headstock design
- ⊕ Logical and comfortable operating concept
- ⊕ Excellent wear properties and easy pulling due to the very hard and smooth surface created by the unique ©plus hardening process
- ⊕ High trip forces on the shear bolt for use on heavy, dry ground
- ⊕ Perfect working results in any application due to the large selection of plough bodies
- ⊕ Perfect pull-in at all times, with minimal wear costs thanks to the reversible tip
- ⊕ Blockage-free work even when there are large amounts of harvest residues
- ⊕ Long service life due to the manufacture of the beam without weld seams and with high wall strengths
- ⊕ Particularly easy to maintain
- ⊕ The versatile modular system allows for individual machine configurations

Extensive plough body range

with **8 plough
body options**

©plus hardening process

for long-lasting wearing parts



The Cayros M, XM, XMS, XS and XS pro mounted reversible ploughs are available in 2 to 6 furrows for tractors from 50 to 380 HP. All Cayros ploughs feature, as standard, a stone safety device with shear bolts and a mechanical furrow width adjustment in four steps. As a special option, the Cayros S version is available with fully automatic hydraulic stone safety release and the Cayros V with hydraulic furrow width adjustment.



MORE INFORMATION
www.amazone.net/cayros

Cayros M

The universal middle-class plough



Cayros M 3-950

❗ “The plough was very easy to pull, due to its light and compact design. On level ground it can even be pulled by an 80 hp tractor.”

(“Landwirt Österreich” Cayros M 950 practice test · 03/2019)



! “The easy-pulling Classic!”

The Cayros M 3-950 was also extensively tested by “Landwirt Österreich” magazine. In addition to the easy adjustment, there were positive reports about the excellent plough profile achieved in practice. The Cayros M 3-950 offered a convincing solution, even in hilly terrain and despite the large amounts of harvest residues. The ease with which the plough could be pulled was another highlight. (see “Landwirt Österreich” magazine Cayros M 950 practice test · 03/2019)

The features at a glance

- ✓ 2, 3 or 4 furrow
- ✓ For tractors up to 120 HP/88 kW
- ✓ 80 mm diameter turnover shaft and adjustable taper roller bearings:
 - Standard on ploughs with shear bolt and stepped furrow width adjustment
- 90 mm diameter turnover shaft:
 - Standard on ploughs with the S stone safety device and/or the V furrow width adjustment
 - optional for ploughs with shear bolt and stepped furrow width adjustment
- ✓ Strong beam dimensions 120x100x8 mm
- ✓ Shear bolt stone release, semi-automatic stone release or non-stop stone safety release
- ✓ A choice of 2 body to body clearances

The Cayros M is a universally-usable plough for a wide range of tractor sizes up to 120 HP/88 kW. With a comfortable setting centre and a flexible list of optional extras the plough is at home on both the smaller and medium sized enterprises.

Cayros M models: overview

	No. of furrows	Body to body distance (cm)	Beam height (cm)	Working width (cm)	
				mechanical	hydraulic
Cayros M	2	95/102	78	36/40/44/48	–
With shear bolt protection or semi-automatic	3				32–52
	4				
Cayros M-S	2	85/95/102	78	36/40/44/48 ²⁾	–
With automatic, hydraulic NonStop stone protection	3	85 ¹⁾ /95/102			32–52
	4	85/95			–

¹⁾ Body to body clearance not for Cayros V

²⁾ For a body to body clearance of 85 cm, the furrow width is 32/36/40/44 cm



Cayros M 2

Cayros XM

The middle-weight all-rounder



Cayros XM 4-950 VS



! “The decision to buy the Cayros XM was the right one!”

“We were impressed by the demonstration held on a neighbouring farm and decided to buy a 4 furrow Cayros XM 1050. The results were impressive, especially the high clearance obtained by the support wheel, which is mounted at a distance to the last plough body. The decision to buy the Cayros XM was definitely the right decision!” says Damian Chyliński, operations manager in south-eastern Poland.

The features at a glance


- ✓ 3 or 4 furrow
- ✓ For tractors up to 140 HP/103 kW
- ✓ 90 mm diameter turnover shaft and adjustable taper roller bearings
- ✓ Strong beam dimensions 150x100x8 mm
- ✓ Shear bolt stone safety release or non-stop stone safety release
- ✓ 3 body to body clearances to choose from (model-dependent)

The Cayros XM is an all-rounder for tractors up to 103 kW/140 hp, due to its correspondingly dimensioned turnover mechanism and beam. With beam heights of up to 82 cm and a body to body clearance of up to 105 cm, even large amounts of harvest residues can be easily incorporated.

Cayros XM models: overview

	No. of furrows	Body to body distance (cm)	Beam height (cm)	Working width (cm)	
				mechanical	hydraulic
Cayros XM With shear bolt protection	3	85/95/105	78/82	36/40/44/48	32–52
	4				
Cayros XM-S With automatic, hydraulic NonStop stone protection	3	85/95/105	78	36/40/44/48	32–52
	4	85/95/105 ¹⁾			

¹⁾ Body to body clearance not for Cayros V



Cayros XM 4-V

Cayros XMS

The premium model in the upper to middle class



Cayros XMS 4-1050 VS



! “This plough masters variations in soil type so very well”

Since the 2017 season, Welpinghus Farms in Borholzhausen (Germany) has been making use of a Cayros XMS V. Equipped with the WL 430 plough bodies, this plough has a particularly good working profile. “The plough pulls easily into the soil under any conditions!” says operations manager Henrik Welpinghus. He is particularly pleased that, despite its excellent furrow clearance, the plough is very easy to pull.


The features at a glance

- ✔ 3, 4 or 5 furrow (depending on model)
- ✔ For tractors up to 200 HP/147 kW
- ✔ 100 mm diameter turnover shaft and adjustable taper roller bearings
- ✔ Strong beam dimensions 150x100x8 mm (12 mm wall thickness on 5 furrows)
- ✔ Shear bolt stone safety release or non-stop stone safety release
- ✔ 3 body to body clearances to choose from (model-dependent)

A particularly cleverly designed turnover mechanism with easy adjustment and an excellent range of options makes the Cayros XMS a versatile, universal plough for tractors up to 147 kW/200 hp.

The Cayros XMS models: overview

	No. of furrows	Body to body distance (cm)	Beam height (cm)	Working width (cm)	
				mechanical	hydraulic
Cayros XMS With shear bolt protection	3	85/95/105	78/82	36/40/44/48	32–52
	4				
	5				
Cayros XMS-S With automatic, hydraulic NonStop stone protection	3	85/95/105	78/82	36/40/44/48	32–52
	4				
	5	85/95			



Cayros XMS 5-V

Cayros XS

The robust heavy-weight



Cayros XS 5-1050 V



@agrartechnik

! “Long-term tests demonstrated its ease of operation and good plough profile.”

“agrartechnik” magazine ran comprehensive long-term tests on the 5 furrow Cayros XS 4+1 VS plough across 100 ha of land. In addition to easy adjustment using the settings centre, the magazine particularly praised the clean work the plough left behind. In practice, the reversible point resulted in a good pull-in, while the hydraulic non-stop stone safety release functioned reliably and was easy to adjust.

(see “agrartechnik” magazine Cayros XS 4+1 VS long-term test · 03/2019)

The features at a glance

- ✓ 4, 5 or 6 furrow (depending on model)
- ✓ For tractors up to 260 HP/191 kW
- ✓ 120 mm diameter turnover shaft and adjustable taper roller bearings
- ✓ Strong beam dimensions 150x150x8.8 mm (12 mm wall thickness from 5 furrow)
- ✓ Shear bolt stone safety release or non-stop stone safety release
- ✓ 3 body to body clearances to choose from (model-dependent)

With up to 6 furrows, the Cayros XS is highly efficient, with an extremely functional and robust layout. Suitable for tractors up to 191 kW/260 hp, the Cayros XS is the right choice for large farms or agricultural contractors who are looking for a cost-effective and efficient ploughing operation.

The Cayros XS models: overview

	No. of furrows	Body to body distance (cm)	Beam height (cm)	Working width (cm)	
				mechanical	hydraulic
Cayros XS With shear bolt protection	4	95/105/115	82/90	36/40/44/48	32–55
	5				
	6	95/105			
Cayros XS-S With automatic, hydraulic NonStop stone protection	4	85/95/105/115 ¹⁾	78/82	36/40/44/48	32–55
	5				
	6	85/95/105 ²⁾			

¹⁾ Not for stepped furrow width adjustment

²⁾ Not for hydraulic furrow width adjustment



Cayros XS 5-V

Cayros XS pro


The heavy-weight mounted plough for larger tractors



Cayros XS pro 6-950 VS

✓ First-class depth control

Due to the comprehensive range of support wheels, depth control on the Cayros is a very individual choice. The various attachment point options and numerous wheels mean that the support wheel can be optimally adapted to the practical requirements. Choose the optimum support wheel, from a simple metal wheel to a combi wheel.



The features at a glance

- ✓ 4, 5 or 6 furrow (depending on model)
- ✓ For tractors up to 380 HP/279 kW
- ✓ 120 mm diameter turnover shaft and adjustable taper roller bearings
- ✓ Strong beam dimensions 200x150x10 mm
- ✓ Shear bolt stone safety release or non-stop stone safety release
- ✓ 3 body to body clearances to choose from (model-dependent)


The extremely robust design of the turnover mechanism, beam and legs make the Cayros XS a high-performance choice for large-scale operations, contractors or any heavy-duty application. Body to body clearances up to 115 cm and beam heights up to 90 cm also make the Cayros XS an unbeatable option for large amounts of harvest residues.

The Cayros XS pro models: overview

	No. of furrows	Body to body distance (cm)	Beam height (cm)	Working width (cm)	
				mechanical	hydraulic
Cayros XS pro With shear bolt protection	4	95/105/115	82/90	36/40/44/48	32–55
	5				
	6	95/105			
Cayros XS pro-S With automatic, hydraulic NonStop stone protection	4	95/105/115 ¹⁾	78/82	36/40/44/48	32–55
	5				
	6	95/105 ²⁾			

¹⁾ Not for stepped furrow width adjustment

²⁾ Not for hydraulic furrow width adjustment



Cayros XS pro 5-V

Cayros mounted ploughs


Operation made easy!



! "The setting centre is compact and easy to use."
("agrarheute" magazine Cayros XS 4+1 VS long-term test · 03/2019)

The settings centre

Logical and comfortable



Logical plough adjustment

The basis for perfect plough adjustment is an adjustment system that is logical and easy to understand. The correct plough adjustment quite simply means that operating costs will be reduced, as perfect adjustment has a very positive effect on wear and tear as well as fuel consumption. The tried and tested linkage design of the Cayros ploughs is particularly well-suited for this purpose.

Hydraulic front furrow width adjustment

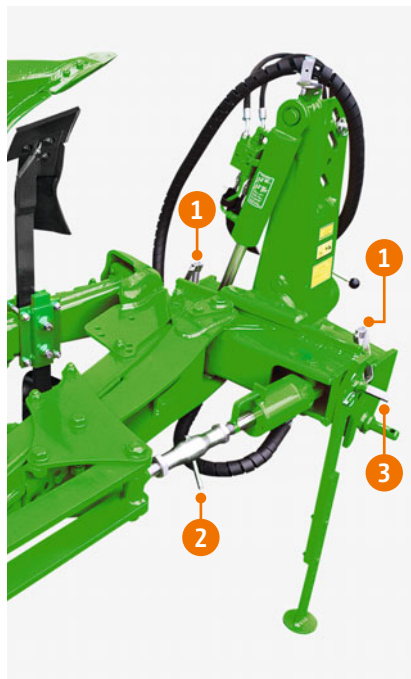
The furrow width of the first body can be adjusted as an option from inside the tractor cab using a double-acting hydraulic cylinder. This provides a high level of comfort, especially in hilly terrain, for strongly varying soils or where frequent tractor changes are required.

Quick and easy!


Fine-tuning of the plough can be divided into the following steps:

Adjust the working depth of the plough via the support wheel and lower links of the tractor.

- ① Adjust the tilt using the adjustment spindles on the headstock.
- ② Set the draft point. The top link is aligned with the driving direction.
- ③ Set the furrow width of the first body, using the sliding headstock.



Cayros setting centre




Cayros V setting centre

Working width adjustment

Comfortable and reliable



Easily adjustable



Mechanical adjustment of the furrow width

Cayros – Mechanical precision

The standard furrow width adjustment can be altered in 4 steps by manually pivoting the leg fixing consoles. In this way, the implement can easily be adapted to different conditions (soil conditions, tractor, etc.). When the furrow width is adjusted, all the soil-engaging metal and support wheels are also automatically adjusted. No additional correction is necessary.


Cayros V – Comfortable hydraulic operation

The furrow width can be smoothly and hydraulically adjusted from the tractor in all Cayros V ploughs. A very clearly visible display, consisting of a scale and indicator, keeps the driver informed about the furrow width setting. The integrated kinematics of the Cayros V also automatically set the draft point, the front furrow width, all the soil engaging tools and the support wheel.

The advantages of the Cayros V

- ✓ Easy adjustment with automatic adaptation of the front furrow, the draft point and accessories when adjusting the furrow width – no manual correction required
- ✓ The optimised lever design of the pivot points ensures a low adjustment force and bearing load, thus reducing wear and tear and resulting in a longer service life
- ✓ The pivot points of the leg holder are outside the beam, so that any weakening of the box section due to additional drill holes is avoided
- ✓ Minimal pivot points result in minimum wear and tear and reduced maintenance requirements
- ✓ The use of CONNEX bushings ensures a longer service life

CONNEX bushings




Perfect down to the last detail

Swivel frame – simple turnover with memory cylinder

To increase ground clearance when the plough is turning and make the turning smoother, all ploughs can be equipped with an inswing mechanism. This automatically swings the plough beam towards the centre of the tractor before the turnover starts and then back to its original working position once the plough has turned over. This shift in the centre of gravity also means that there is less strain on the tractor's rear lift linkage and reduces the risk of tipping while working on hilly terrain.

The benefits

- ✓ Higher ground clearance when turning the plough
- ✓ Smooth turning
- ✓ Reduction in the load on the tractor linkage
- ✓ Reduced risk of tipping



Cayros V ploughs can be optionally equipped with a memory cylinder with a floating piston, which also serves as a swivel cylinder





Optimum transmission of power across a variety of tractors as a result of 4 different attachment points for the top link



The optional, integrated quick coupling balls are convenient and safe

Comfortable turnover hydraulics





All headstocks on Cayros ploughs feature a turnover system that uses a double-acting cylinder with automatic change-over. This ensures that the turnover of the plough is smooth and jerk-free.

All headstocks have slotted top link holes, so that the plough/tractor combination can contour follow in uneven ground.

Elastic lower link cross shaft







The one-piece lower link cross shaft is particularly elastic and provides the optimum absorption of shock loads generated during ploughing and especially during transport. Furthermore, the lower link cross shaft can be coupled quickly and without using any tools, which facilitates attachment to the tractor.

Cayros headstocks: overview

					
Headstock model	M	XM	XMS	XS/XS pro	XS/XS pro the strong model
Ø Turnover shaft	80	90	100	120	
Bearings	Taper roller				
Top link position	3 (2 x slotted holes)		4 (3 x slotted holes)		
Linkage category	2 or 3N	3N or 3		3N, 3 or 4N	
To be used with M	Standard	Optional			
M (semi-automatic)		Optional			
M (V, S, VS models)		Standard			
XM (all models)		Standard			
XMS (all models)			Standard		
XS/XS pro (all models)				Series	Standard on 6 furrows Optional for XS

For any demand the best option!

more versatility – more applications

Pendulum support wheel front																									
Diameter		500 mm				600 mm				580 mm				600 mm				680 mm				690 mm			
Width		185 mm				220 mm				270 mm				220 mm				250 mm				320 mm			
Model	No. of furrows	2	3	4	5	2	3	4	5	2	3	4	5	2	3	4	5	2	3	4	5	2	3	4	5
Cayros M	M			x								x ¹⁾				x ¹⁾									
	S models/V models			x								x ¹⁾				x ¹⁾									
	VS models																								
Cayros XM	XM			x				x				x ¹⁾				x ¹⁾				x ¹⁾					
	S models/V models			x				x				x ¹⁾				x ¹⁾				x ¹⁾					
	VS models			x				x				x ¹⁾²⁾				x ¹⁾²⁾				x ¹⁾²⁾					
Cayros XMS	XMS							x	x			x ¹⁾				x ¹⁾				x ¹⁾	x ¹⁾			x ¹⁾	x ¹⁾
	S models							x				x ¹⁾				x ¹⁾				x ¹⁾	x ¹⁾			x ¹⁾	x ¹⁾
	V models							x	x			x ¹⁾				x ¹⁾				x ¹⁾	x ¹⁾			x ¹⁾	x ¹⁾
	VS models							x				x ¹⁾²⁾				x ¹⁾²⁾				x ¹⁾²⁾				x ¹⁾²⁾	
Cayros XS	XS							x	x											x	x ²⁾			x	x ²⁾
	S models							x												x	x ²⁾⁴⁾			x	x ²⁾⁴⁾
	V models							x	x											x	x ²⁾⁴⁾			x	x ²⁾⁴⁾
	VS models							x												x ¹⁾	x ²⁾³⁾			x ¹⁾	x ²⁾³⁾
Cayros XS pro	XS pro																			x	x ²⁾			x	x ²⁾
	S models																			x				x	
	V models																			x	x ²⁾			x	x ²⁾
	VS models																			x ¹⁾				x ¹⁾	




x¹⁾ from 95 cm body to body clearance

x²⁾ not for 115 cm body to body clearance

x³⁾ with adapter for optimised beam clearance

x⁴⁾ 95 cm point to point clearance maximum with stone release x

¹⁾ not recommended








Pendulum support wheel rear																	
Diameter		500 mm				600 mm				680 mm				690 mm			
Width		185 mm				220 mm				250 mm				320 mm			
Model	No. of furrows	2	3	4	5	2	3	4	5	2	3	4	5	2	3	4	5
Cayros M	M	x	x	x		x	x	x									
	S models	x	x	x		x	x	x									
	V models		x	x			x	x									
	VS models		x				x										
Cayros XM all models							x	x			x	x					
Cayros XMS	XMS						x	x	x		x	x	x		x	x	x
	S/V models						x	x	x		x	x	x		x	x	x
	VS models						x	x			x	x			x	x	
Cayros XS all models								x				x				x	
Cayros XS pro all models								x				x				x	

- ❗ “For ploughing without compromise, Amazone now has a swivel adapter for the hinged support wheel. This swivels the wheel up behind the last furrow – a fantastic feature!”

(“Landwirt Österreich” Cayros M 950 practice test · 03/2019)



✔ Optionally-available swivel adapter

Combi wheels at the rear																				
	Pneumatic tyre	Pneumatic tyre	Pneumatic tyre	Pneumatic tyre with AS profile	Pneumatic tyre	Pneumatic tyre	Pneumatic tyre with AS profile													
	Single arm												Double arm							
Diameter	550 mm			600 mm			680 mm			690 mm			600 mm		680 mm		690 mm			
Width	160 mm			220 mm			250 mm			320 mm			220 mm		250 mm		320 mm			
Model	No. of furrows	2	3	4	2	3	4	5	3	4	5	3	4	5	5	6	5	6	5	6
Cayros	M	x	x	x	x	x	x													
	S models	x	x	x	x	x	x													
	V models		x	x		x	x													
	VS models		x			x														
Cayros	XM all models					x	x		x	x										
Cayros	XMS					x	x	x	x	x	x	x	x	x						
	S/V models					x	x	x	x	x	x	x	x	x						
	VS models					x	x		x	x		x	x		x		x		x	
Cayros	XS						x	x		x	x		x	x		x		x		x
	V models						x	x		x	x		x	x		x		x		x
	S/VS models						x			x			x		x	x	x	x	x	x
Cayros	XS pro						x	x		x	x		x	x		x		x		x
	V models						x	x		x	x		x	x		x		x		x
	S/VS models						x			x			x		x	x	x	x	x	x

- ❗ “Transport on the combi wheel works well and the plough runs nicely behind the tractor when on the road.”

(“agrarheute” magazine Cayros XS 4+1 VS long-term test · 03/2019)

- ❗ “Turning the plough is easy, thanks to an adjustable hydraulic shock absorption system.”

(“Landwirt Österreich” Cayros M 950 practice test · 03/2019)



Options for all applications

The right solution to meet those special requirements



Thanks to the combi wheel and the easily visible road lighting kit, the Cayros can also be safely driven on roads



Subsoiler points for deep loosening

Under certain conditions, it may be necessary to loosen the surface below the working depth of the plough body. The loosening fingers are height-adjustable and can be easily changed to reduce the cost of wear and tear.



Lower link cross shaft adapter for more lift height

To increase the lift height of the plough, all lower link cross shafts can be optionally provided with an adaptor, which moves the cross-shaft into a lower position and thus increases ground clearance during turnover. The lower link cross-shaft adaptor can be retrofitted at any time.

Lighting for additional road traffic safety

All ploughs can also be fitted with a road lighting kit for road transport. Either pointing to the left (for transport with plough in working position) or double-sided for use with combined transport/depth wheels, these lighting systems ensure safety whilst driving on roads.



The road lighting kit is quick and easy to remove before beginning any field work

Packer arm

For all Cayros ploughs




Cayros with built-in packer arm, C-Pack 900 S and breaker ring packer 550



For use in combination with a plough press, all Cayros ploughs can be equipped with a hydraulic, length adjustable press arm. Thanks to direct coupling to the hydraulic turnover mechanism of the mounted plough, no additional tractor spool valve is required.

The packer arms are directly attached to the turning element, with the great advantage that the draft point of the plough is not affected. All packer arms are equipped with a spring-loaded catcher that absorbs the load peaks caused when connecting the packer.

The packer arm can be easily moved into the transport position by inserting a bolt, to ensure safe road transport.



Plough packer

Increase your efficiency!



Levelling and targeted reconsolidation in one operational pass

To help prepare the field for the following sowing operation, targeted reconsolidation after ploughing is ideal. In many cases, there is insufficient time for the settling of the soil after ploughing and natural tilth formation does not take place so that combining two operational passes is an optimal possibility.

A heavy ring packer, in combination with the plough, provides deep reconsolidation, crushing coarse clods and preventing the soil from drying out.

C-Pack 900 S and breaker ring packer 550



C-Pack 900 S

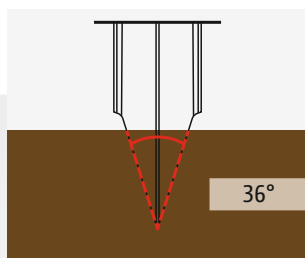
Thanks to the large 900 mm diameter rings, the packer is especially easy to pull. The ring profile features a flank profile of 36° ensuring on heavy soils a deep reconsolidation and little sinking into the soil. With the shoulder integrated in the ring profile, the packer achieves on light soils an angle of 42°, giving optimum support of the packer and a guaranteed depth effect. Due to this ring profile, an especially universal application on different soils is possible. The design of the packer without a centre hub allows the modular extension of the furrow width and the wear resistant cleaning belts ensure a blockage-free operation.

The benefits at a glance

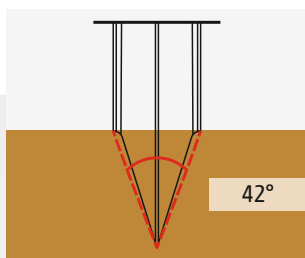
- ⊕ Universal ring profile with a flank angle of 36° and additional integrated shoulder. Ring diameter 900 mm
- ⊕ The ring design without centre hub permits a modular extension of the furrow width
- ⊕ Integrated cleaning belts for a blockage-free operation

Can be extended with

- ⊕ Breaker ring packer for intensive levelling and crumbling
- ⊕ Simple changeover from work to transport position



Heavy soil
Support on the flank



Light soil
Support on the shoulder

Breaker ring packer 550

To ensure intensive levelling and crumbling of the ground, a breaker ring packer can be mounted additionally on the C-Pack 900 S on request. The 500 mm diameter breaker rings also have no centre hub which again permits any modular extension. The easy transport of the packer is a particularly convenient and user-friendly feature. The C-Pack and breaker ring packer can be easily closed up together and automatically fixed for road transport purposes.

Technical data; C-Pack 900 S packer

Model	C-Pack 2400-900 S	C-Pack 2600-900 S	C-Pack 2800-900 S	C-Pack 3000-900 S
Working width (m)	2.40	2.60	2.80	3.00
Number of packer rings	12	13	14	15
Weight without fol- lowing packer (kg)	approx. 1,300	approx. 1,400	approx. 1,450	approx. 1,550
Ø Ring packer (mm)	900			
Packer ring spacing (mm)	200			
Weight with break- er ring packer (kg)	approx. 2,000	approx. 2,100	approx. 2,250	approx. 2,350
Ø Breaker ring packer (mm)	550			
Breaker ring roller spacing (mm)	160			

Hektor

From **6 furrows**
to **8 furrows** and up to 360 HP



The advantages at a glance:

- ⊕ Efficient and robust semi-mounted reversible plough with high operational reliability
- ⊕ The standard hydraulic front furrow width adjustment ensures a constant optimum plough profile
- ⊕ Outstanding wear properties and easy pull of the plough bodies due to the unique ©plus hardening process
- ⊕ Wide variety of suitable plough bodies for all applications and conditions
- ⊕ Smooth and material protecting turnover procedure thanks to the turnover mechanism with hydraulic end position damping
- ⊕ The substantial support wheel ensures an exact depth control and the optimum soil structure protection
- ⊕ Maximum safety and comfort in the transport position due to the standard suspension of the wheel
- ⊕ Rugged plough beam with the option to extend it by one furrow
- ⊕ Shear bolt leg components create the highest release forces for the most arduous of soil conditions
- ⊕ Hydraulic NonStop stone safety device with a spacious lift height and additional shear bolt

Extensive plough body range

with **8 plough
body options**

©plus hardening process

for long-lasting wearing parts



MORE INFORMATION
www.amazone.net/hektor

Hektor semi-mounted reversible plough

For those looking to perform



It really works well!

Hektor from AMAZONE

The features at a glance

- ✓ 6, 7 or 8 furrow
- ✓ For tractors up to 265 kW/360 hp
- ✓ Strong beam dimensions
150x150x12 mm
- ✓ Standard with hydraulic front furrow width adjustment
- ✓ Shear bolt stone safety release or hydraulic stone safety release

With the Hektor, AMAZONE offers a semi-mounted reversible plough in 6 to 8 furrows with a stepped furrow width adjustment from 38 to 50 cm. Designed for use under the most arduous of conditions, but yet easy to handle and adjust, the Hektor is a robust plough with a high level of operational reliability.

Overview of the Hektor range:

	No. of furrows	Body to body distance (cm)	Beam height (cm)	Working width (cm) mechanical
Hektor 1000 With shear bolt stone safety release	6	100	82	38/42/46/50
	7			
	8			
Hektor 1000 S With automatic, hydraulic NonStop stone protection	6	100	78/82	38/42/46/50
	7			
	8			



Simple and precise



Thanks to transport speeds of up to 40 km/h, Hektor gets quickly to the next job





Robust beam

The back bone of the plough is the robust 150 x 150 x 12 mm beam. The 100 cm point to point clearance between bodies and the 82 cm beam height ensure good material passage even where large amounts of plant mass prevail. With its manual, stepped furrow width adjustment offering 38, 42, 46 or 50 cm, the Hektor can be matched to differing situations with regard to both tractor and soil conditions.

- ✓ Blockage-free ploughing even in large amounts of crop residues
- ✓ On request: extendable beam

Gentle turnover action

The new swing-arm system that forms the front connection between plough beam and turnover mechanism, ensures the maximum true track following and the optimum pull line of the combination. The turnover cylinders, with hydraulic end positioning damping, guarantee a smooth, sequenced turnover procedure for the plough.

- ✓ Comfortable and gentle turnover

In combination with the tractor

Particularly convenient is the parking position of the Hektor in its transport position. As the tilt adjustment does not have any influence on the position of the lower link cross shaft, the coupling and uncoupling of the plough on and off the tractor is particularly comfortable. The lower link cross shaft is, from choice, available in either Cat. 3 or Cat. 4N.

- ✓ Comfortable coupling to the tractor
- ✓ Exceptional space-saving parking position



Exact depth control

The large-dimensioned support wheel (500/45 – 22.5) means an optimum ground drive and the exact depth control; even under the most arduous of conditions. The scraper reliably cleans the wheel. The support wheel is positioned to the side of the frame so that ploughing close up to the field border is possible. The standard hydro-pneumatic suspension of the support wheel provides maximum safety and the highest comfort on the road.

- ✓ Safe and comfortable transport travel
- ✓ Reliable depth control



Comfortable down to the last detail



- ✔ A narrower depth wheel, which provides high operational reliability even under extremely sticky conditions, is available as an option.



Plough adjustment

The very comfortable adjustment of the plough ensures consistently excellent working results. In addition, a plough which has been optimally adjusted reduces the fuel consumption as well as the wear and tear. Hektor is adjusted in three convenient and easy steps without the use of tools.

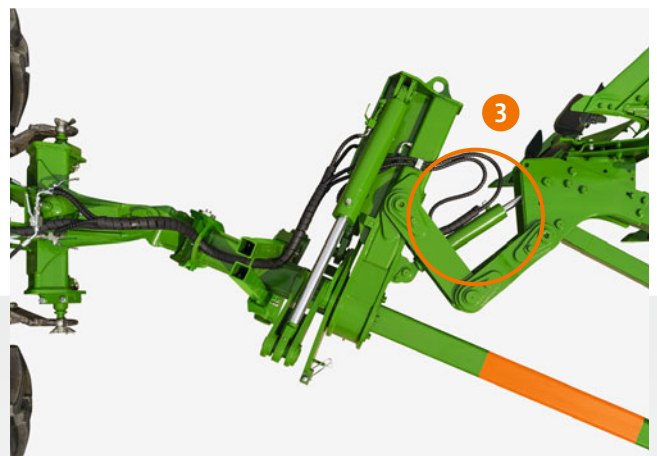
- ① The working depth is set steplessly and without tools via the support wheel.
 - ② The setting of the plough tilt is done without tools and is adjustable individually for the right and left hand side.
 - ③ The standard hydraulic front furrow width adjustment changes the working width of the first plough body directly and responsively and matches it to the inner track dimension of the tractor. This ensures the clean matching to the next bout and is especially useful when in changing soil types and on different tractors.
- ✔ Very useful when frequently changing tractors or when working on sloping terrain
 - ✔ Exceptionally clean furrow



Working depth adjustment on the depth wheel



Adjustment of the plough tilt



Hydraulic front furrow width adjustment

Experience from practice – the ploughs in work

! “A fantastic finish”

In addition to the good experience gained from their existing AMAZONE machinery and the previous Vogel & Noot plough, the choice of plough body convinced the owners of Dufelsiek Farm to buy a Cayros XMS V. They were not disappointed. On the contrary. “The Cayros has always ploughed exceptionally well and leaves a fantastic finish on our farm, even when directly incorporating the harvest residues after grain maize (without any pre-mulching)”, said the operations manager. In his opinion, this is particularly due to the “great share”. Another factor, according to the operations manager, is the extremely good furrow clearance of the plough body, which enables ploughing with 710 section tyres. The easy pulling of the plough also makes its use extremely economical. The day to day work is lightened by the easy adjustment of the Cayros. “I can send any of my workers out with this machine,” the operations manager added.



✓ Jörg Dufelsiek in front of his Cayros XMS V 5 furrow plough with the WL 430 plough body – “Just right for my type of soils”

Operation:	Dufelsiek Farm
Focus:	Cereal farming, pigs, biogas plant
Location:	Brockhagen, East Westphalia-Lippe, North-Rhine Westphalia, Germany
Climate:	Precipitation 700 mm/year
Area:	180 ha
To be ploughed:	60 ha/year for maize and winter cereals
Soil type:	Mainly sandy soil, partially loam
Machine in work:	Cayros XMS V mounted reversible plough, 5 furrow, WL 430 plough bodies



✓ “A fantastic finish, even when incorporating harvest residues of grain maize.”



! “The machine is logical and easy to adjust”

“We have experienced no problems or difficulties and no downtime!” said operations manager Alexey Novichihin of Baskakowo OOO Farm. The company is based in the southern Tula region of Wolow-Rayon in Russia. The soil is mainly black earth, with the Hektor doing a convincingly clean job. Any harvest residues were always thoroughly incorporated. The operations manager was particularly impressed with the easy adjustment of the plough. Equipped with shear bolt stone release, the 8 furrow, semi-mounted reversible plough mastered over 1,900 ha during the 2018 season. “With almost 30% less pulling force required than the previous plough, operating costs were considerably reduced,” stated the operations manager.

Operation:	Baskakowo Farm OOO
Focus:	Cereal farming, turkeys
Location:	Southerly Tula region in Wolowo-Rayon
Climate:	Precipitation 490–520 mm/year
Area:	In total over 7,000 ha
To be ploughed:	1,900 ha/season 2018
Soil type:	Black earth
Machine in work:	Hektor 1000 semi-mounted reversible plough, 8 furrow



✓ With the 8 furrow Hektor 1000 behind the Kirovets tractor, high work rates are guaranteed!

AMAZONE – always in your vicinity


Your satisfaction is our challenge



AMAZONE SmartService 4.0

Due to the increasing use of evermore complex machine technology, AMAZONE utilises, with the SmartService 4.0, both virtual and augmented reality as well as digital media for service, training and maintenance advice.

- 1 **SmartTraining:** Training and instruction in the use of complex machinery by using Virtual Reality technology (VR).
- 2 **SmartLearning:** Interactive driver's training for the user for complex machinery operation (www.amazone.de).
- 3 **SmartInstruction:** Repair or maintenance instructions using Augmented Reality (AR) and mobile terminal equipment.
- 4 **SmartSupport:** Direct local support from the service technician via Augmented Reality (AR) and mobile terminal equipment.



The satisfaction of our customers is the most important objective

We rely on our expert sales partners for this. Also for service queries they are the reliable contact partner for farmers and contractors. Due to continuous training, our sales partners and service technicians are always up to date when it comes to looking after our state of the art technology.

Better to choose the original right from the start

Your machines are subjected to extreme use! The quality of AMAZONE spare parts and wearing metal offers you the reliability and safety you need for efficient soil tillage, precise sowing, professional fertilisation and successful crop protection.

Only original spare parts and wearing metal parts provide the durability and functionality expected from AMAZONE machinery. This guarantees an optimum work result. Original parts at fair prices pay for themselves in the end.

We provide you with a first class spare parts service

The spare parts warehouse in Tecklenburg-Leeden is the basis for our worldwide spare parts logistics system. This ensures optimum availability of spare parts, even for older machines.

Orders for parts in stock at the Tecklenburg-Leeden spare parts centre which are placed by 5 p.m. leave our premises the same day. 40,000 different spare parts and wearing metal parts are handled and stored via our modern warehousing system. Up to 800 orders are sent out to customers every day.

Therefore, make your decision the original!

The advantages of original spare parts and wearing metal parts

- ✔ Quality and reliability
- ✔ Innovation and efficiency
- ✔ Immediate availability
- ✔ Higher resale value of the used machine

VOGEL NOOT

Since the takeover of the Vogel & Noot plough factory, the spare parts supply for older models is now also being handled entirely by AMAZONE sales partners.



**Choose the Original
Choose Success!**

VDMA campaign:
Pro-Original



Technical data

Cayros mounted ploughs



Model	Body to body clearance (cm)	Working width (cm)	Frame height (cm)	Wheel track inner dimension (mm)	max. kW (HP)	Weight of the base machine (kg)*									
						2 furrow		3 furrow		4 furrow		5 furrow		6 furrow	
Option							S		S		S		S		S
M 850	85	32/36/40/44	78	950 to 1,500 for S ploughs 1,150 to 1,700	88 (120)	–	675	–	890	–	1,105	–		–	
M 950 ²⁾	95	36/40/44/48				575	680	730	895	890	1,110	–		–	
M 1020	102					580	685	735	900	895	–	–		–	
XM 850	85	32/36/40/44	78/82 for S ploughs 78	1,050–1,650 for S ploughs 1,250 to 1,850	103 (140)	–		860	1,025	1,005	1,225	–		–	
XM 950	95	36 ¹⁾ /40/44/48				–		865	1,030	1,010	1,230	–		–	
XM 1050	105					–		870	1,035	1,015	1,235	–		–	
XMS 850	85	32/36/40/44	78/82	1,050–1,650 for S ploughs 1,250 to 1,850	132 (180)	–		975	1,140	1,150	1,370	1,345	1,620	–	
XMS 950	95	36 ¹⁾ /40/44/48				–		980	1,145	1,160	1,380	1,360	1,635	–	
XMS 1050	105					–		985	1,150	1,170	1,390	1,375	–	–	
XS 850	85	36/40/44/48	82/90 for S ploughs 82	1,050–1,850 for S ploughs 1,250 to 2,050	205 (280)	–		–		–	1,540	–	1,825	–	2,100
XS 950	95					–		–		1,310	1,565	1,530	1,845	1,745	2,115
XS 1050	105	40/44/48				–		–		1,325	1,580	1,550	1,865	1,765	2,130
XS 1150	115					–		–		1,340	–	1,570	–	–	–
XS pro 950	95	36/40/44/48	82/90 for S ploughs 82	1,050–1,850 for S ploughs 1,250 to 2,050	279 (380)	–		–		1,360	1,615	1,590	1,905	1,818	2,185
XS pro 1050	105					–		–		1,375	1,630	1,610	1,925	1,835	2,200
XS pro 1150	115	40/44/48				–		–		1,390	–	1,630	–	–	–

* Weight depends on frame height, plough bodies and optional equipment

¹⁾ not possible for 1050-S variant (disc coulters in front of each body)

²⁾ also available as a V plough



Cayros V mounted ploughs



Model	Body to body clearance (cm)	Furrow width (cm)	Frame height (cm)	Wheel track inner dimension (mm)	max. kW (HP)	Weight of the base machine (kg)*							
Option						3 furrow	VS	4 furrow	VS	5 furrow	VS	6 furrow	VS
M 950 V	95	32 – 52	78	950 to 1,500 for S ploughs 1,150 to 1,700	88 (120)	800	965	975	–	–	–	–	–
M 1020 V	102					805	970	980	–	–	–	–	–
XM 850 V	85	32 – 52	78/82 for S ploughs 78	1,050 – 1,650 for S ploughs 1,250 to 1,850	103 (140)	945	1,110	1,105	1,325	–	–	–	–
XM 950 V	95					950	1,115	1,110	1,330	–	–	–	–
XM 1050 V	105					955	–	1,115	–	–	–	–	–
XMS 850 V	85	32 – 52	78/82	1,050 – 1,650 for S ploughs 1,150 to 1,850	132 (180)	985	1,270	1,240	1,530	1,515	1,810	–	–
XMS 950 V	95					990	1,280	1,250	1,540	1,530	1,825	–	–
XMS 1050 V	105					995	1,290	1,260	1,550	1,545	–	–	–
XS 850 V	85	32 – 55	82/90 for S ploughs 82	1,050 – 1,850 for S ploughs 1,250 to 2,050	205 (280)	–	–	1,625	–	1,965	–	2,310	–
XS 950 V	95					–	1,380	1,635	1,650	1,980	1,905	2,325	–
XS 1050 V	105					–	1,390	1,645	1,665	1,995	1,925	–	–
XS 1150 V	115					–	1,400	–	1,680	–	–	–	–
XS pro 950 V	95	32 – 55	82/90 for S ploughs 82	1,050 – 1,850 for S ploughs 1,250 to 2,050	279 (380)	–	1,740	1,890	1,940	2,295	2,190	2,695	–
XS pro 1050 V	105					–	1,755	1,905	1,960	2,315	2,215	–	–
XS pro 1150 V	115					–	1,770	–	1,980	–	–	–	–

Hektor semi-mounted reversible plough

Model	Hektor 1000			Hektor 1000 S		
	6 furrow	7 furrow	8 furrow	6 furrow	7 furrow	8 furrow
Tractor power up to (kW/HP)	265/360					
Interbody clearance (cm)	100					
Frame height (cm)	82			78 or 82		
Working width adjustment	Mechanical in steps					
Working width per body (cm)	38, 42, 46, 50					
Stone protection system (model)	Shear bolt stone safety protection			NonStop hydraulic		
Support wheel (dimension)	500/45 – 22.5					
Weight of the base machine (kg)*	3,070	3,340	3,610	3,480	3,810	4,140

* Weight depends on frame height, plough bodies and optional equipment

Illustrations, content and technical data are not binding! Deviations of technical data are possible depending on the equipment. The illustrations may deviate from the requirements for local road traffic regulations.



AMAZONE



Illustrations, content and technical data are not binding! Deviations of technical data are possible depending on the equipment.
The illustrations may deviate from the requirements for local road traffic regulations.



AMAZONEN-WERKE H. Dreyer GmbH & Co. KG
P. O. Box 51 · 49202 Hasbergen-Gaste/Germany
Phone +49 (0)5405 501-0 · Fax +49 (0)5405 501-193